

# Survey Results

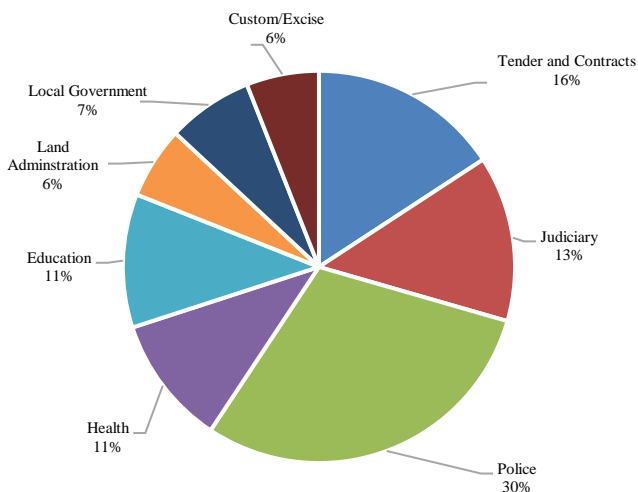
## Q1: In your opinion, which is the most corrupt sector?

- |                                  |                             |
|----------------------------------|-----------------------------|
| 1. Tender & Government Contracts | 6. Local Government         |
| 2. Judiciary                     | 7. Custom/Excise/Income Tax |
| 3. Police                        |                             |
| 4. Health                        |                             |
| 5. Education                     |                             |

**Table 1:**

	National		Sindh		Punjab		KP		Baluchistan	
	F	%	F	%	F	%	F	%	F	%
Tenders & Government Contracts	232	16% ↓	52	14% ↓	24	6% ↓	50	13% ↓	106	31% ↑
Judiciary	201	13% ↓	28	7% ↓	63	17% ↑	56	15% ↓	54	16% ↓
Police	439	30% ↑	137	37% ↑	92	25% ↓	143	37% ↑	67	20% =
Health	157	11% ↑	43	12% ↑	56	15% ↑	29	8% ↓	29	8% ↑
Education	162	11% ↓	48	13% ↓	48	13% ↑	38	10% ↑	28	8% ↑
Land Administration	87	6%	10	3%	24	6%	25	7%	28	8%
Local Government	104	7% ↑	37	10% ↑	38	10% ↑	17	4% =	11	3% ↓
Custom/Excise/Income Tax	88	6% ↓	14	4% ↓	31	8% ↑	23	6% ↑	20	6% ↓
<b>Total</b>	<b>1470</b>	<b>100</b>	<b>369</b>	<b>100</b>	<b>376</b>	<b>100</b>	<b>381</b>	<b>100</b>	<b>343</b>	<b>100</b>

## National Average



**Q2: According to you, do you have to pay a bribe in the previous 12 months to access any of the following public service delivery.**

1. Utilities (electricity, gas, telephone, water connection)
2. Public Education Institutions
3. Public Health Institutions
4. Sewerage
5. Identification Documents
6. Land Administration
7. Police
8. Judiciary

### Average Expenditure on Bribery

	Sindh	Punjab	KP	Balochistan	Total	No of Respondents paid bribery	Average Bribery Paid Per Act
	Rs.	Rs.	Rs.	Rs.	Rs.		Rs.
Judiciary	60,000	38,000	810,000	100,000	1,008,000	39	25,846
Public Education Institutions	190,700	146,500	27,000	1,037,200	1,401,400	89	15,746
Police	252,750	911,000	871,500	-	2,035,250	147	13,845
Public Health Institutions	111,700	175,000	110,600	800,000	1,197,300	90	13,303
Land Administration	122,100	114,000	565,000	20,000	821,100	65	12,632
Utilities	202,100	214,800	112,700	1,017,000	1,546,600	204	7,581
Sewerage	26,300	108,200	2,000	53,200	189,700	51	3,720
Identification Documents	67,500	166,800	18,500	-	252,800	75	3,371
<b>Total</b>	<b>1,033,150</b>	<b>1,874,300</b>	<b>2,517,300</b>	<b>3,027,400</b>	<b>8,452,150</b>	<b>760</b>	

Average expenditure on bribery is around Rs. 11,121/- on 760 respondents.

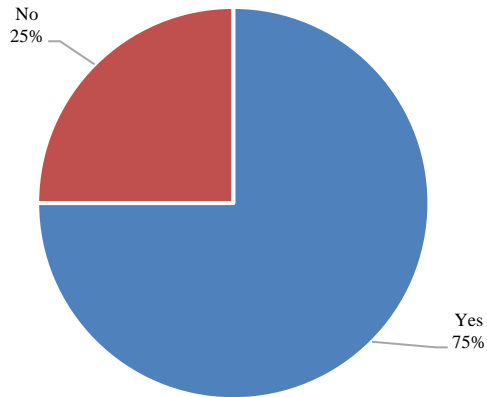
**Q3: Do you think that the private sector in Pakistan has too much power and influence, which often leads to corruption?**

1. Yes
2. No

**Table 3.**

	National		Sindh		Punjab		KP		Baluchistan	
	F	%	F	%	F	%	F	%	F	%
Yes	1100	75%	264	73%	309	81%	344	88%	183	53%
No	376	25%	97	27%	71	19%	47	12%	161	47%
Total	1476	100	361	100	380	100	391	100	344	100

### National Average



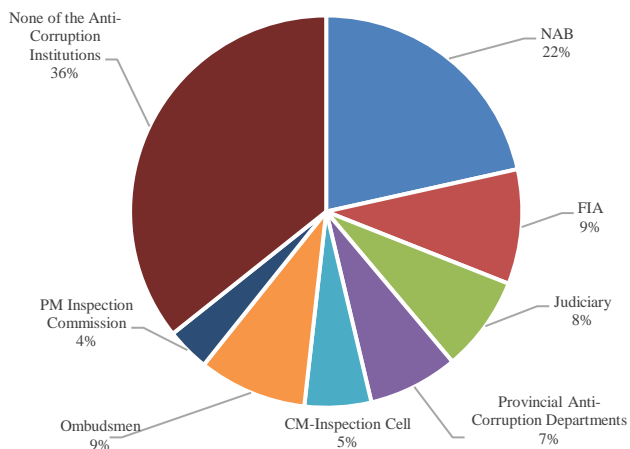
**Q.4: In your opinion which state institution has played an effective role in curbing corruption?**

- |   |   |
|---|---|
| 1. NAB                                    | 7. PM Inspection Commission                 |
| 2. FIA                                    | 8. None of the Anti-Corruption Institutions |
| 3. Judiciary                              |   |
| 4. Provincial Anti-Corruption Departments |   |
| 5. Chief Minister Inspection Cell         |   |
| 6. Ombudsmen                              |   |

**Table 4**

	National		Sindh		Punjab		KP		Baluchistan	
	F	%	F	%	F	%	F	%	F	%
NAB	325	22%	147	39%	41	10%	76	20%	61	17%
FIA	143	9%	57	15%	26	7%	33	9%	27	7%
Judiciary	119	8%	41	11%	28	7%	20	5%	30	8%
Provincial Anti-Corruption Departments	112	7%	25	7%	42	11%	21	5%	24	6%
CM Inspection Cell	83	5%	20	5%	19	5%	22	6%	22	6%
Ombudsmen	135	9%	27	7%	53	14%	19	5%	36	10%
PM Inspection Cell	54	4%	9	3%	18	4%	10	3%	17	5%
None of the Anti-Corruption Institutions	539	36%	49	13%	162	42%	179	47%	149	41%
Total	1510	100	375	100	389	100	380	100	366	100

**National Average**



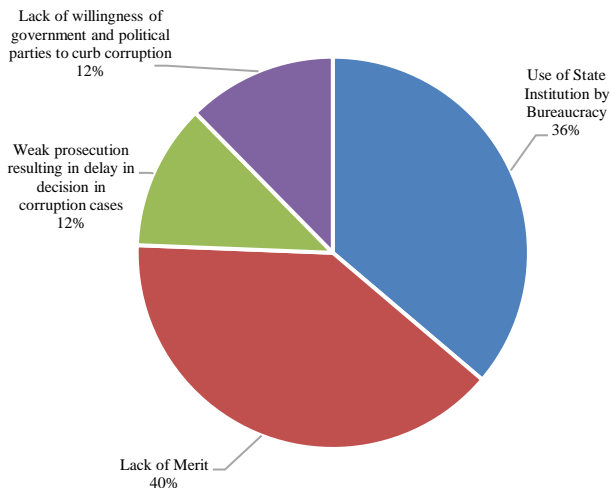
### Q.5 In your opinion, what is the main cause of corruption in Pakistan?

1. Use of state institutions by bureaucracy
2. Lack of merit
3. Weak prosecution resulting in delay in decision in corruption cases.
4. Lack of willingness of government and political parties to curb corruption

**Table 5**

	National		Sindh		Punjab		KP		Baluchistan	
	F	%	F	%	F	%	F	%	F	%
Use of State Institutions by Bureaucracy	539	36%	123	33%	180	47%	154	41%	82	23%
Lack of Merit	587	40%	159	42%	101	26%	159	43%	168	47%
Weak prosecution resulting in delay in decision in corruption cases	179	12%	55	15%	51	13%	15	4%	58	17%
Lack of willingness of government and political parties to curb corruption	184	12%	39	10%	54	14%	44	12%	47	13%
	1489	100	376	100	386	100	372	100	355	100

### National Average



**Q6: In order to curb corruption, what should the government immediately do?**

1. Assets of Politicians, Bureaucrats, Judges and Armed Forces should be disclosed to the FBR every year
2. Corruption cases may be dealt and concluded in relevant courts within 30 days

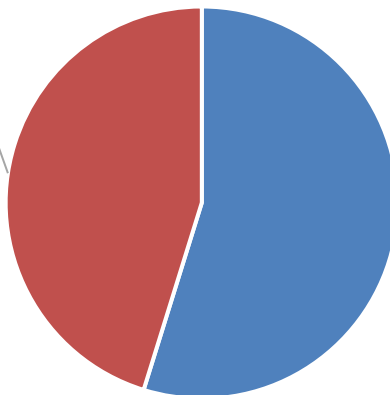
**Table 6**

	National		Sindh		Punjab		KP		Balochistan	
	F	%	F	%	F	%	F	%	F	%
Assets of Politicians, Bureaucrats, Judges and Armed Forces should be disclosed to the FBR every year	817	55%	201	54%	244	63%	249	66%	123	34%
Corruption cases may be dealt and concluded in relevant courts within 30 days	674	45%	168	46%	141	37%	127	34%	238	66%
Total	1491	100	369	100	385	100	376	100	361	100

**National Average**

Corruption cases may be dealt and concluded in relevant courts within 30 days

45%



Assets of Politicians, Bureaucrats, Judges and Armed Forces should be disclosed to the FBR every year  
55%

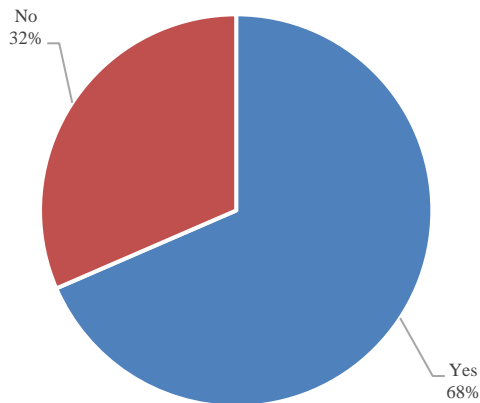
**Q7: Do you think the National Accountability Bureau (NAB), Federal Investigation Agency (FIA), Anti-Corruption Establishment (ACEs) are used for political victimization?**

1. Yes
2. No

**Table 7**

	National		Sindh		Punjab		KP		Balochistan	
	F	%	F	%	F	%	F	%	F	%
Yes	1026	68%	262	72%	296	77%	334	85%	134	37%
No	472	32%	102	28%	88	23%	58	15%	224	63%
Total	1498	100	364	100	384	100	392	100	358	100

**National Average**



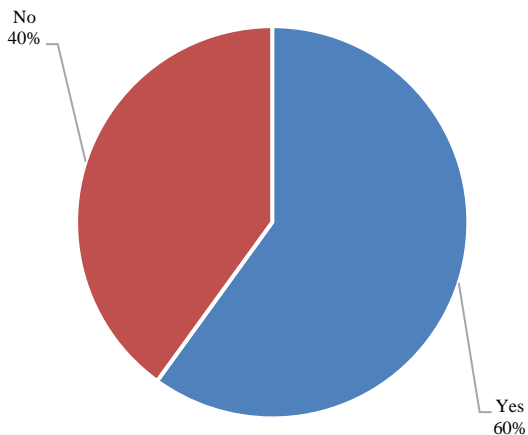
**Q.8 Do you think that the accountability institutions (NAB, FIA, ACEs, Office of the Ombudsman) should be abolished as they have failed to control corruption?**

1. Yes
2. No

**Table 8**

	National		Sindh		Punjab		KP		Balochistan	
	F	%	F	%	F	%	F	%	F	%
Yes	910	60%	229	62%	286	74%	241	61%	154	43%
No	607	40%	141	38%	102	26%	156	39%	208	57%
Total	1517	100.0	370	100	388	100.	397	100	362	100

**National Average**





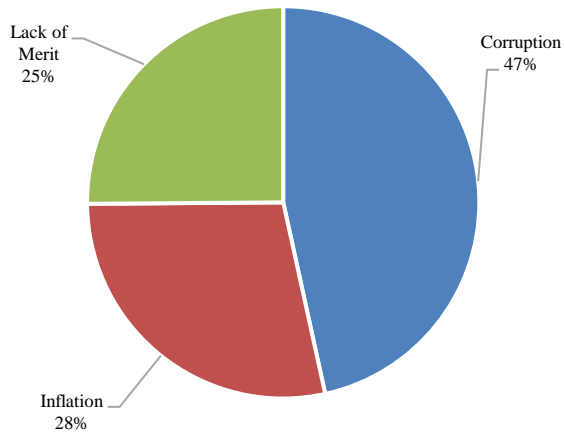
### Q.9 What is the main reason hindering the progress of Pakistan?

1. Corruption
2. Inflation
3. Lack of Merit

**Table 9**

	National		Sindh		Punjab		KP		Balochistan	
	F	%	F	%	F	%	F	%	F	%
Corruption	684	47%	175	47%	181	46%	213	62%	115	32%
Inflation	416	28%	121	33%	147	38%	66	19%	82	23%
Lack of Merit	369	25%	74	20%	62	16%	67	19%	166	46%
Total	1469	100	370	100	390	100	346	100	363	100

### National Average



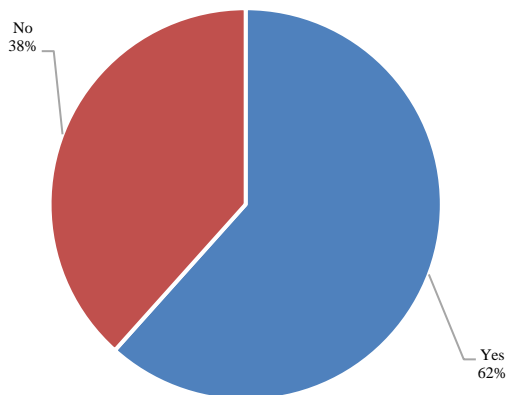
**Q.10 Do you think corruption and unethical practices have contributed to environmental degradation and the exacerbation of climate change effects on Pakistan?**

1. Yes
2. No

**Table 10**

	National		Sindh		Punjab		KP		Balochistan	
	F	%	F	%	F	%	F	%	F	%
Yes	930	62%	222	61%	256	66%	315	80%	137	38%
No	579	38%	143	39%	130	34%	81	21%	225	62%
Total	1509	100	365	100	386	100	396	100	362	100

**National Average**



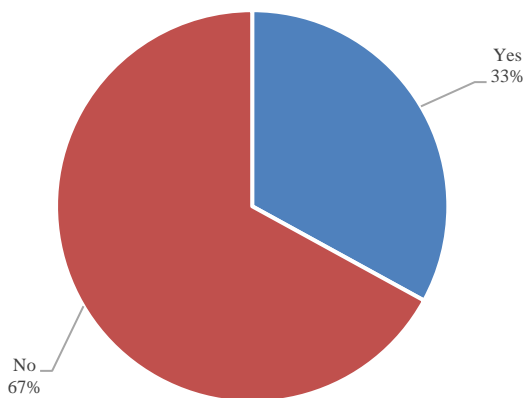
**Q.11 Does the government (federal, provincial and local governments) take your view in shaping climate policies and actions, including projects aimed at addressing climate crisis?**

1. Yes
2. No

**Table. 11**

	National		Sindh		Punjab		KP		Balochistan	
	F	%	F	%	F	%	F	%	F	%
Yes	503	33%	124	34%	124	32%	137	34%	118	32%
No	1022	<b>67%</b>	244	<b>66%</b>	267	<b>68%</b>	262	<b>66%</b>	249	<b>68%</b>
Total	1525	100	368	100	391	100	399	100	367	100

**National Average**



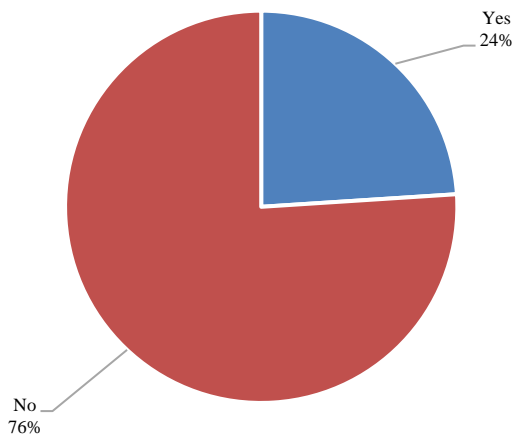
**Q.12 Have you ever filed an RTI request to seek information from public institutions?**

1. Yes
2. No

**Table 12**

	National		Sindh		Punjab		KP		Balochistan	
	F	%	F	%	F	%	F	%	F	%
Yes	363	24%	81	22%	89	23%	104	26%	89	25%
No	1151	<b>76%</b>	289	<b>78%</b>	301	<b>77%</b>	292	<b>74%</b>	269	<b>75%</b>
Total	1514	100	370	100	390	100	396	100.0	358	100

**National Average**



**Q.13 According to you, can ordinary people make a difference in the fight against corruption?**

1. Yes
2. No

**Table 13**

	National		Sindh		Punjab		KP		Balochistan	
	F	%	F	%	F	%	F	%	F	%
Yes	1014	67%	274	74%	295	76%	320	81%	125	34%
No	509	33%	97	26%	93	24%	76	19%	243	66%
Total	1523	100	371	100	388	100	396	100	368	100

**National Average**

