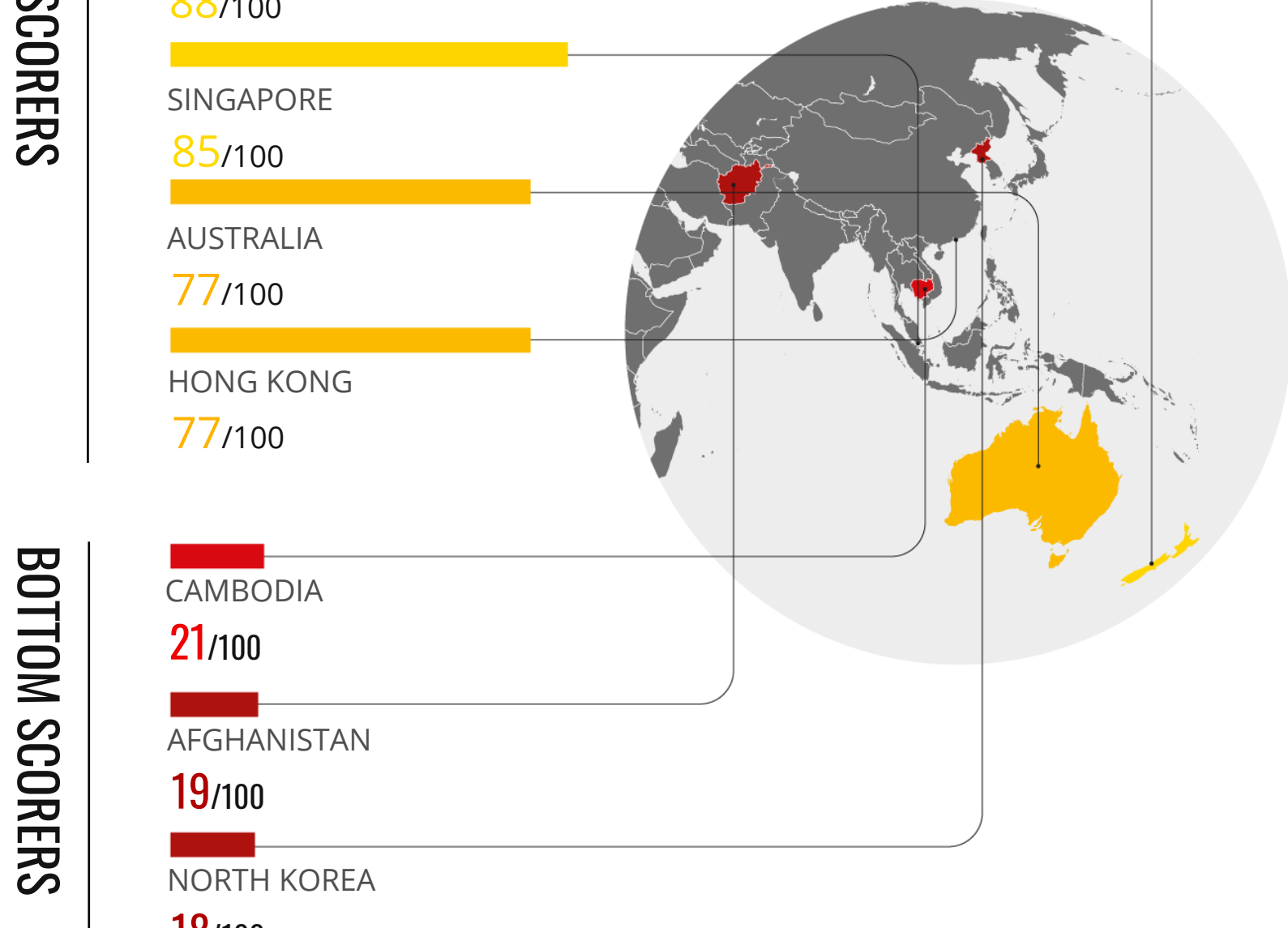


CORRUPTION PERCEPTIONS INDEX 2020

More than two-thirds of countries score below 50 out of 100. Our research shows corruption is more pervasive in countries least equipped to handle the COVID-19 pandemic and other global crises.

ASIA PACIFIC

IN A NUTSHELL



31

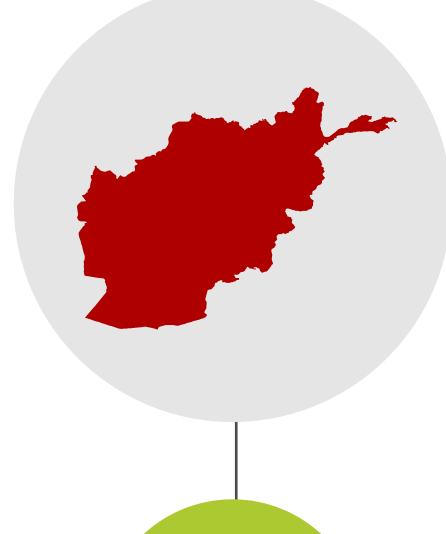
COUNTRIES ASSESSED

45/100

AVERAGE REGIONAL SCORE

▲ SIGNIFICANT IMPROVERS

AFGHANISTAN (19)



▲ **11**

Since 2012


CHINA (42)



▲ **6**

Since 2014

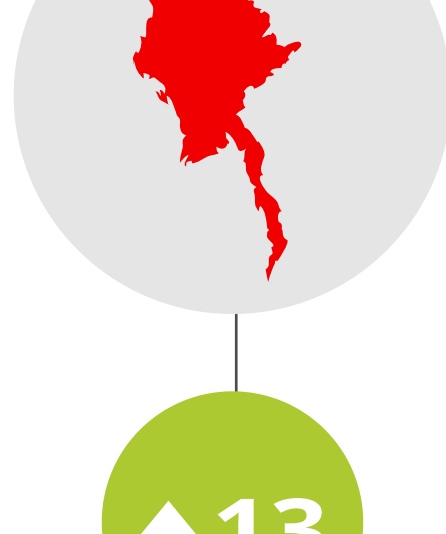
NEPAL (33)



▲ **6**

Since 2012

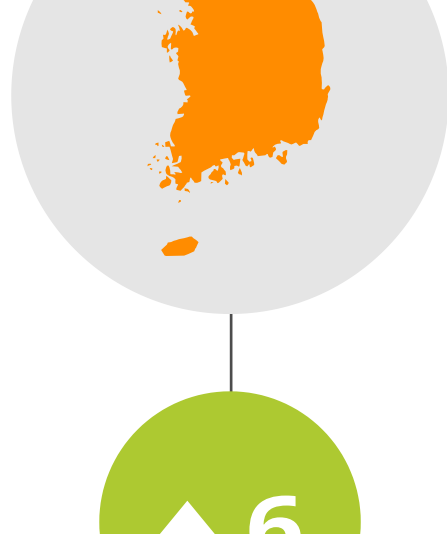
MYANMAR (28)



▲ **13**

Since 2012

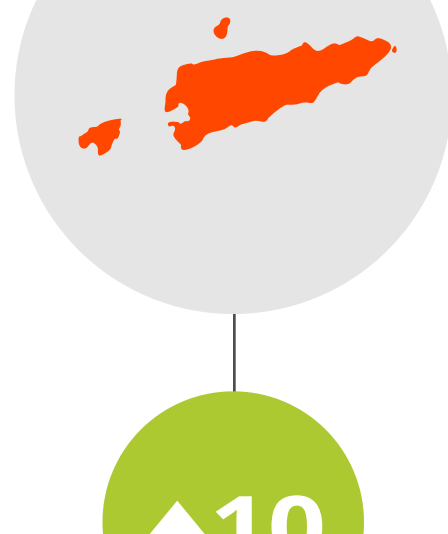
SOUTH KOREA (61)



▲ **6**

Since 2013

TIMOR-LESTE (40)



▲ **10**

Since 2013

▼ SIGNIFICANT DECLINERS

AUSTRALIA (77)



▼ **8**

Since 2012

MONGOLIA (35)



▼ **4**

Since 2015

NEW HIGHS*



AFGHANISTAN

19/100



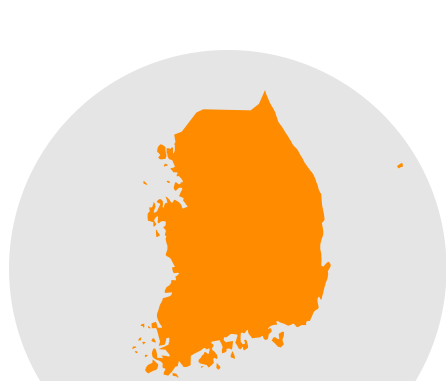
CHINA

42/100



MALDIVES

43/100



SOUTH KOREA

61/100



TIMOR-LESTE

40/100

* Countries that received a new maximum score since 2012.

WHAT YOU CAN DO



GET THE FACTS

Read the full report on transparency.org/cpi/2020



SPREAD THE WORD

Speak out on **social media**



GET INVOLVED

Contact your **local chapter** to see how you can help

Through chapters in more than 100 countries and an international secretariat in Berlin, Transparency International has been leading the fight against corruption for more than 25 years.

Join our efforts at transparency.org

