



**TRANSPARENCY  
INTERNATIONAL-PAKISTAN**

4-C, Mezzanine Floor, Khayaban-e-Ittehad, Phase VII,  
Defence Housing Authority, Karachi.  
Tel: (92-21) 35390408, 35311897-8,  
Fax: (92-21) 35390410  
E-mail: ti.pakistan@gmail.com  
Website: www.transparency.org.pk

18<sup>th</sup> February, 2017

Khawaja Tanwir Ahmed,  
Director General,  
Directorate General of Internal Audit (IR),  
Federal Board of Revenue,  
Islamabad

**Sub: Information against M/s GSK, M/s ZAFSA and M/s Getz Pharma (PVT) Limited, for Income Tax and Sales Evasion by over invoicing raw material for manufacturing drugs, and also remitting foreign currency on account of over invoicing raw material by Official Informer under SRO 398(I)/2016 dated 05.05.2016 read with Section 227B of the Income Tax Ordinance 2001 (XLIX of 2001), Section 72D of the Sales Tax Act, 1990 and Section 42D of the Federal Excise Act, 2005**

Dear Sir,

I have sent a letter to you for registering me as a whistleblower / informer, on 15th February 2017 with regard to tax evasions by many companies of Billions of rupees.

This information is being supplied under SRO No 398(1) of 2016 dated 5.5.2016 regarding three pharmaceutical companies who are in business of drug import and manufacturing in Pakistan who are evading ST and WHT taxes and also remitting foreign currency on account of over invoicing raw material for manufacturing of drugs

Tens of Billions of rupees Sales Tax, Income Tax and even money remitted by over invoicing is a loss of exchequer in last five years. By overinvoicing, these companies include the higher input cost in their tax returns, and also evaded and are still evading 35% Income tax.

The information is about M/s GSK, M/s ZAFSA and M/s Getz Pharma (PVT) Limited, which was earlier sent to NAB and Ministry of Health vide letter dated 12 August 2016, which were regarding over invoicing of Thyroxin Raw Material import price by M/s GSK and by Getz Pharma, but no concrete action was taken by them to recover Billions of Rupee tax Evasion **Annex-A.**

And an inquiry report of Ministry of Health dated January 2017 has proved two cases of over invoicing by M/s GSK, M/s ZAFSA. **Annex-B.**



M/s GSK is a well known corrupt company, and has been convicted for such crimes in 2012, 2014 and 2016, and penalized for US \$ 3 Billion by SEC US in 2012, China US \$ 0.500 million and in UK by Pound 37 Million in 2016. **Annex-C.**

I request you to kindly investigate the three companies for last 10 years fraud, and recover the billions of tax evaded money in accordance with rules and regulations.

With Regards

Syed Adil Gilani  
Adviser

Encl: Annex A, B and C



# TRANSPARENCY INTERNATIONAL-PAKISTAN

12<sup>th</sup> August, 2016

## Annexure-A

5-C, 2nd Floor, Khayaban-e-Ittehad, Phase VII,  
Defence Housing Authority, Karachi.  
Tel: (92-21)-35390408, 35390409, Fax: 35390410  
E-mail: ti.pakistan@gmail.com  
Website: www.transparency.org.pk

TL16/1208/2A

Director General, NAB,  
Karachi,  
National Accountability Bureau,  
Karachi,

Sub: Allegation of Mega Corruption by DRAP, Customs & Pharmaceutical Firms causing loss to exchequer in 5 years of illegal outward remittance of US \$ 130 million (Rs 13 Billion) of foreign exchange, and tax evasion @ 35% of Rs 4.5 Billion

Dear Sir,

Transparency International Pakistan received a complaint on the allegation of Mega Corruption by DRAP, Customs & Pharmaceutical Firms causing loss to exchequer in 5 years of illegal outward remittance of US \$ 130 million (Rs 13 Billion) of foreign exchange, and tax evasion @ 35% of Rs 4.5 Billion. This scam has also resulted in overpricing of these medicines, resulting in fleecing the public to pay 3 times the market prices of medicines.

The complainant has made following allegations;

That,

1. The Minister, Secretary - National Health Services & Regulations, CEO DRAP and Director Costing & Pricing DRAP have openly quoted at several occasions that they are fully aware of the corruption in relation to Pharmaceutical Raw Material Imports and their adverse impact on pricing. But, surprisingly while Minister Health and Secretary Health, claiming to have zero tolerance for corruption and patient disadvantage, have consistently favoured all such companies, which they know, are involved in this mega corruption of overstating raw material cost through importing them by their indirect channels.

2. Just two examples for which data is collected from customs for **year 2012 and for year 2016** ( approved by Asst. Drug Controller of DRAP in consultation with Director costing & Pricing DRAP), , which is the same data companies are bound by law to submit to DRAP upon each import. Hence, it is impossible to be overlooked by DRAP Officials.

- a. Companies are importing API/Raw Material of China/India from their own or commissioned Singapore/UAE Offices;
- b. The API/Raw Material of Chinese/Indian Origin is imported at exorbitant high price, while dozens of other high quality pharmaceutical companies are importing the same quality of API/Raw Material at significantly lower price;





- c. By doing this, on one hand companies are transferring heavy amount of foreign currency to their foreign accounts, which they are also utilizing in acquiring their international assets and keeping hidden accounts in other countries (like Hilton Pharma, which is also named in Panama Leaks), and on the other hand they use these exorbitant high priced API/Raw Material to get higher MRP from DRAP/MOH. This leaves public at vulnerable position, as indirectly the foreign remittances these companies are making to transfer their profits is obtained from public pockets;
- d. Manufacturers import high priced raw material to get higher MRP from MOH/DRAP, and thereafter with the connivance of MOH/DRAP officials silently change the source and shift towards cheaper source aiming abnormal profits coming out of the public pockets.

GETZ PHARMA:

3. There is a strong nexus of agents in Singapore/UAE, closely linked and facilitating each other to have re-routing of API/Raw Material from China/India and just invoicing alongwith banking facilitate above companies in managing their over invoiced amounts to their desired locations.
4. Getz Pharma used MARS FINE CHEMICALS (Singapore) to re-route API/Raw Material from China/India at exorbitant high prices upto year 2012 (**ANNEXURE-A & B**).
5. By the end of 2012, GETZ Pharma established another company in Singapore named PHARMALIFE CHEMICALS PTE Ltd to use for this purpose instead of MARS FINE CHEMICALS (**ANNEXURE-A, C & F**).
6. The website of PHARMALIFE CHEMICALS revealed that it is developed and managed through Pakistan
7. In June 2016, GETZ Pharma changed the name of PHARMALIFE CHEMICALS to BIOMED CHEMICALS (**ANNEXURE- E**).
8. In several shipments, GETZ have used their Singapore based agent, KORCHINA LOGISTICS for re-routing of API/Raw Material Imports (**ANNEXURE-G and F**).
9. The business address of PHARMALIFE CHEMICALS as per their official website and the registered address of their Singapore Agent, KORCHINA LOGISTICS is exactly the same (**ANNEXURE-H**).
10. This act of continuously changing the name of the company from one year to the other is itself evident of criminal intent of the company towards fraud and mischief.





Through re-routing of low priced API/Raw Material with high priced invoices through Singapore company transferred excessive foreign reserves amounting to US \$ \$ 80 MILLION (from 2012 upto 2016). **ANNEXURE- A** ; Source-Customs Import Data)

11. The registered address of MARS FINE CHEMICALS was the same address associated with business address of AGROMED RESOURCES PTE LIMITED Singapore (The agent used by HILTON PHARMA for their same activities) (**ANNEXURE-I**).

HILTON PHARMA:

12. Hilton Pharma used boldly two companies, AGROMED RESOURCES (Singapore) and it's short abbreviation ART International (UAE), for re-routing of low cost API/Raw Material with high priced invoices and foreign remittance to pre-arranged locations in Singapore through Singapore based agents.

13. ART International is established in Jabal-e-Ali Free Zone Dubai, UAE with a proven intent for fraud. In most of the cases, wherein in 2012 Chinese Agent was used to have exorbitant over invoiced API/Raw Material NORTHEAST TRADING/PHARMA (**ANNEXURE-J**), side by side the same API/Raw Material was also re-routed through ART International Limited UAE (**ANNEXURE-H**).

14. AGROMED RESOURCES Singapore have the same business address which is registered office of MARS FINE CHEMICALS (in case of GETZ).

15. Through re-routing of low priced API/Raw Material with high priced invoices through Singapore, China and UAE, HILTON PHARMA transferred excessive foreign reserves amounting US \$ 50 MILLION (from 2012 upto 2016). **ANNEXURE- I** ; Source-Customs Import Data)

16. The two companies above cannot succeed in such a massive fraud and theft on public money for such a long time, without strong cooperation of MOH/DRAP Officials and Customs. It is not possible that for 5 years customs intelligence was not able to raise single doubt on exorbitant difference in between the same or identical origin API / Raw Material of same chemical. **ANNEXURE- K**.

17. Not only the above money needs to be recovered but also their drug prices should also be recalculated based upon the normal prevailing rates of same raw material/API from China & India.

18. The above two are just examples and as per DRAP Director Costing and Secretary NHS&R, they do have complete data of almost all manufacturers involved in same kind of corruption.

Transparency International Pakistan refers to its complaint on the subject mentioned above dated 29.7.2016, reference No. TL16/2907/7A and letter dated 28.8.2016



PL16/08/IC, and it appears that the allegations are also substantiating the allegations of black marketing by few companies mentioned in those complaint also.

The DG is requested to check the complaint, and if the allegations are found correct, kindly take action against all those who are responsible for the misuse of authority for private gain, under NATO 1999, Section 9, as well as recover from pharmaceutical firm over Rs 17.5 billion plus profit and penalty for tax evasion, and also action on illegal transfer of foreign currency. .

Transparency International Pakistan is striving for across the board application of Rule of Law, which is the only way to stop corruption.

With Regards,



Sohail Muzaffar  
Chairman

Copy forwarded for necessary action as per rules for immediate action in public interest to,

1. Secretary to Prime Minister, Islamabad.
2. Chairman, Prime Minister's Inspection Commission, Islamabad.
3. Secretary Ministry of Health, Islamabad.
4. Registrar, Supreme Court of Pakistan, Islamabad



RAW MATERIAL IMPORT DATA AS PER CUSTOMS / DRAP RECORDS 2012

ANNEXURE - A

RAW MATERIAL NAME	IMPORTER	DATE OF IMPORT	QTY	UNIT IMPORT RATE	COUNTRY OF ORIGIN	EXPORTER	TOTAL QTY	TOTAL AMOUNT AS PER OVER INVOICING (US\$)	AVERAGE IMPORT RATE OF SAME ORIGIN (US\$)	TOTAL AMOUNT As Per Average Import Rate (US\$)	EXCESS AMOUNT REMITTED ABROAD US\$	EXCESS AMOUNT REMITTED ABROAD PKR						
							A	B = (A X E)	C	D = (A X C)	E = (B - D)							
Azithromycin USP	Getz Pharma	05.09.2012	400Kgs	US\$485/kgs	Singapore	Mars Fine Chemicals	400	194,000	120	48,000	146,000	14,600,000						
Celecoxib	Getz Pharma	10.02.2012	300Kgs	US\$78.0/kgs	Singapore	Mars Fine Chemicals	5,500	429,000	42	231,000	198,000	19,800,000						
Celecoxib	Getz Pharma	15.03.2012	150Kgs	US\$78.0/kg	Singapore	Mars Fine Chemicals												
Celecoxib	Getz Pharma	25.04.2012	650Kgs	US\$78.0/kg	Singapore	Mars Fine Chemicals												
Celecoxib	Getz Pharma	21.06.2012	850kgs	US\$78/kgs	Singapore	Mars Fine Chemicals												
Celecoxib	Getz Pharma	19.07.2012	300Kgs	US\$78.0/kg	Singapore	Mars Fine Chemicals												
Celecoxib	Getz Pharma	27.08.2012	500Kgs	US\$78.0/kg	Singapore	Mars Fine Chemicals												
Celecoxib	Getz Pharma	05.09.2012	500Kgs	US\$78.0/kgs	Singapore	Mars Fine Chemicals												
Celecoxib	Getz Pharma	27.09.2012	450Kgs	US\$78.0/kgs	Singapore	Mars Fine Chemicals												
Celecoxib	Getz Pharma	09.10.2012	600Kgs	US\$78.0/kgs	Singapore	Mars Fine Chemicals												
Celecoxib	Getz Pharma	28.11.2012	500kgs	US\$78.0/kgs	Singapore	Mars Fine Chemicals												
Celecoxib	Getz Pharma	20.12.2012	700kgs	US\$78.0/kg	Singapore	Mars Fine Chemicals												
Clarithromycin USP	Getz Pharma	21.06.2012	300kgs	US\$485/kg	Singapore	Mars Fine Chemicals							600	291,000	200	120,000	171,000	17,100,000
Clarithromycin USP	Getz Pharma	19.07.2012	300Kgs	US\$485/kg	Singapore	Mars Fine Chemicals												
Clarithromycin USP	Getz Pharma	01.02.2012	600Kgs	US\$485/kgs	Singapore	Mars Fine Chemicals	4,900	2,376,500	210	1,029,000	1,347,500	134,750,000						
Clarithromycin USP	Getz Pharma	13.02.2012	400Kgs	US\$485/kgs	Singapore	Mars Fine Chemicals												
Clarithromycin USP	Getz Pharma	14.03.2012	500Kgs	US\$485	Singapore	Mars Fine Chemicals												
Clarithromycin USP	Getz Pharma	25.04.2012	400Kgs	US\$485/kg	Singapore	Mars Fine Chemicals												
Clarithromycin USP	Getz Pharma	31.05.2012	400kgs	US\$485/kg	Singapore	Mars Fine Chemicals												
Clarithromycin USP	Getz Pharma	28.11.2012	600Kgs	US\$485/kgs	Singapore	Mars Fine Chemicals												
Clarithromycin USP			300kgs	US\$485/kg														
Pregabalin			125kgs	US\$700/kg														
Rosuvastatin Calcium	Getz Pharma	12.12.2012	20Kgs	US\$7200	Singapore	Pharma Life Chemicals Pte Ltd												
Clarithromycin USP28	Getz Pharma	12.07.2012	400Kgs	US\$485/kg	Singapore	Mars Fine Chemicals												
Clarithromycin USP28	Getz Pharma	19.07.2012	300Kgs	US\$485/kgs	Singapore	Mars Fine Chemicals												
Clarithromycin USP28	Getz Pharma	27.08.2012	600kgs	US\$485/kgs	Singapore	Mars Fine Chemicals												
Clarithromycin USP28	Getz Pharma	05.09.2012	400Kgs	US\$485/kgs	Singapore	Mars Fine Chemicals												
Esomeprazole 22.5% Pellets	Getz Pharma	26.11.2012	575kgs	US\$645/kgs	Singapore	Mars Fine Chemicals	6,025	3,886,125	52	313,300	3,572,825	357,282,500						
Esomeprazole 22.5% Pellets	Getz Pharma	12.03.2012	475Kgs	US\$645	Singapore	Mars Fine Chemicals												
Esomeprazole 22.5% Pellets	Getz Pharma	31.05.2012	500kgs	US\$645/kgs	Singapore	Mars Fine Chemicals												
Esomeprazole 22.5% Pellets	Getz Pharma	15.06.2012	100kgs	US\$645/kgs	Singapore	Mars Fine Chemicals												
Esomeprazole 22.5% Pellets	Getz Pharma	09.07.2012	500kgs	US\$645/kg	Singapore	Mars Fine Chemicals												
Esomeprazole 22.5% Pellets	Getz Pharma	23.07.2012	300Kgs	US\$645/kgs	Singapore	Mars Fine Chemicals												
Esomeprazole 22.5% Pellets	Getz Pharma	23.07.2012	200Kgs	US\$645/kgs	Singapore	Mars Fine Chemicals												
Esomeprazole 22.5% Pellets	Getz Pharma	29.08.2012	500Kgs	US\$645/kgs	Singapore	Mars Fine Chemicals												
Esomeprazole 22.5% Pellets	Getz Pharma	24.09.2012	350Kgs	US\$645/kg	Singapore	Mars Fine Chemicals												
Esomeprazole 22.5% Pellets	Getz Pharma	24.09.2012	150Kgs	US\$645/kg	Singapore	Mars Fine Chemicals												
Esomeprazole 22.5% Pellets	Getz Pharma	03.10.2012	500Kgs	US\$645	Singapore	Mars Fine Chemicals												
Esomeprazole 22.5% Pellets	Getz Pharma	17.10.2012	300kgs	US\$645/kg	Singapore	Mars Fine Chemicals												
Esomeprazole 22.5% Pellets	Getz Pharma	17.10.2012	200kgs	US\$645/kg	Singapore	Mars Fine Chemicals												
Esomeprazole 22.5% Pellets	Getz Pharma	17.10.2012	150kgs	US\$645/kg	Singapore	Mars Fine Chemicals												
Esomeprazole 22.5% Pellets	Getz Pharma	17.10.2012	150kgs	US\$645/kg	Singapore	Mars Fine Chemicals												
Esomeprazole 22.5% Pellets	Getz Pharma	26.11.2012	275kgs	US\$645/kgs	Singapore	Mars Fine Chemicals												
Esomeprazole 22.5% Pellets	Getz Pharma	26.11.2012	150kgs	US\$645/kgs	Singapore	Mars Fine Chemicals												
Esomeprazole 22.5% Pellets	Getz Pharma	26.11.2012	150kgs	US\$645/kgs	Singapore	Mars Fine Chemicals												
Esomeprazole 22.5% Pellets	Getz Pharma	16.04.2012	500Kg	US\$645/kg	Singapore	Mars Fine Chemicals												
Esomeprazole Pellets 22.5%	Getz Pharma	15.06.2012	400kgs	US\$645/kgs	Singapore	Mars Fine Chemicals							400	258,000	52	20,800	237,200	23,720,000
Levofloxacin	Getz Pharma	13.02.2012	2900Kgs	US\$265/kgs	Singapore	Mars Fine Chemicals							22,300	5,909,500	50	1,115,000	4,794,500	479,450,000
Levofloxacin	Getz Pharma	14.03.2012	1400Kgs	US\$265/kgs	Singapore	Mars Fine Chemicals												
Levofloxacin	Getz Pharma	25.04.2012	3600Kgs	US\$265	Singapore	Mars Fine Chemicals												
Levofloxacin	Getz Pharma	21.06.2012	1500kgs	US\$265/kg	Singapore	Mars Fine Chemicals												



Levofloxacin	Getz Pharma	12.07.2012	1100kgs	US\$265/kgs	Singapore	Mars Fine Chemicals						
Levofloxacin	Getz Pharma	19.07.2012	1200Kgs	US\$265/kgs	Singapore	Mars Fine Chemicals						
Levofloxacin	Getz Pharma	19.07.2012	1200Kgs	US\$265/kgs	Singapore	Mars Fine Chemicals						
Levofloxacin	Getz Pharma	27.08.2012	1600kgs	US\$265/kgs	Singapore	Mars Fine Chemicals						
Levofloxacin	Getz Pharma	10.09.2012	1600kgs	US\$265/kgs	Singapore	Mars Fine Chemicals						
Levofloxacin	Getz Pharma	23.10.2012	1900Kgs	US\$265/kg	Singapore	Mars Fine Chemicals						
Levofloxacin	Getz Pharma	28.11.2012	200kgs	US\$265/kgs	Singapore	Mars Fine Chemicals						
Levofloxacin	Getz Pharma	28.11.2012	800kgs	US\$265/kgs	Singapore	Mars Fine Chemicals						
Levofloxacin	Getz Pharma	27.09.2012	1900Kgs	US\$265/kg	Singapore	Mars Fine Chemicals						
Levofloxacin	Getz Pharma	20.12.2012	1400kgs	US\$265/kg	Singapore	Mars Fine Chemicals						
Montelukast Sodium	Getz Pharma	02.02.2012	20Kgs	US\$1034	Singapore	Mars Fine Chemicals	120	124,080	850	102,000	22,080	2,208,000
Montelukast Sodium	Getz Pharma	01.03.2012	100Kgs	US\$1034	Singapore	Mars Fine Chemicals						
Montelukast Sodium	Getz Pharma	29.08.2012	30Kgs	US\$850/kgs	India	Morepen Laboratories, India						
Montelukast Sodium	Getz Pharma	16.11.2012	30kgs	US\$845/kg	India	Morepen Laboratories, India						
Moxifloxacin Hcl	Getz Pharma	13.02.2012	100Kgs	US\$700/kgs	Singapore	Mars Fine Chemicals	1,375	962,500	310	426,250	536,250	53,625,000
Moxifloxacin Hcl	Getz Pharma	14.02.2012	75Kgs	US\$700/kgs	Singapore	Mars Fine Chemicals						
Moxifloxacin Hcl	Getz Pharma	14.03.2012	100Kgs	US\$700/kgs	Singapore	Mars Fine Chemicals						
Moxifloxacin Hcl	Getz Pharma	25.04.2012	100Kgs	US\$700/kgs	Singapore	Mars Fine Chemicals						
Moxifloxacin Hcl	Getz Pharma	31.05.2012	100kgs	US\$700/kgs	Singapore	Mars Fine Chemicals						
Moxifloxacin Hcl	Getz Pharma	12.07.2012	100Kgs	US\$700/kgs	Singapore	Mars Fine Chemicals						
Moxifloxacin Hcl	Getz Pharma	12.07.2012	100kgs	US\$700/kgs	Singapore	Mars Fine Chemicals						
Moxifloxacin Hcl	Getz Pharma	27.08.2012	100kgs	US\$700/kgs	Singapore	Mars Fine Chemicals						
Moxifloxacin Hcl	Getz Pharma	05.09.2012	50Kgs	US\$700/kgs	Singapore	Mars Fine Chemicals						
Moxifloxacin Hcl	Getz Pharma	05.09.2012	50Kgs	US\$700/kgs	Singapore	Mars Fine Chemicals						
Moxifloxacin Hcl	Getz Pharma	27.09.2012	100Kgs	US\$700/kgs	Singapore	Mars Fine Chemicals						
Moxifloxacin Hcl	Getz Pharma	23.10.2012	100Kgs	US\$700/kgs	Singapore	Mars Fine Chemicals						
Moxifloxacin Hcl	Getz Pharma	23.10.2012	150Kgs	US\$700/kgs	Singapore	Mars Fine Chemicals						
Moxifloxacin Hcl BP	Getz Pharma	20.12.2012	150kgs	US\$700/kg	Singapore	Mars Fine Chemicals						
Pregabalin	Getz Pharma	13.02.2012	150Kgs	US\$700/kgs	Singapore	Mars Fine Chemicals	1,225	857,500	200	245,000	612,500	61,250,000
Pregabalin	Getz Pharma	25.04.2012	100Kgs	US\$700/kgs	Singapore	Mars Fine Chemicals						
Pregabalin	Getz Pharma	31.05.2012	75kgs	US\$700/kgs	Singapore	Mars Fine Chemicals						
Pregabalin	Getz Pharma	30.05.2012	50kgs	US\$700/kgs	Singapore	Mars Fine Chemicals						
Pregabalin	Getz Pharma	21.06.2012	100kgs	US\$700/kg	Singapore	Mars Fine Chemicals						
Pregabalin	Getz Pharma	12.07.2012	125Kgs	US\$700/kgs	Singapore	Mars Fine Chemicals						
Pregabalin	Getz Pharma	19.07.2012	100Kgs	US\$700/kgs	Singapore	Mars Fine Chemicals						
Pregabalin	Getz Pharma	27.08.2012	125kgs	US\$700/kgs	Singapore	Mars Fine Chemicals						
Pregabalin	Getz Pharma	27.08.2012	75Kgs	US\$700/kgs	Singapore	Mars Fine Chemicals						
Pregabalin	Getz Pharma	27.09.2012	100Kgs	US\$700/kg	Singapore	Mars Fine Chemicals						
Pregabalin	Getz Pharma	09.10.2012	125Kgs	US\$700/kgs	Singapore	Mars Fine Chemicals						
ribavirin	Getz Pharma	28.11.2012	600kgs	US\$400/kgs	Singapore	Mars Fine Chemicals	8,800	3,520,000	50	440,000	3,080,000	308,000,000
Ribavirin USP	Getz Pharma	14.03.2012	500Kgs	US\$400/kg	Singapore	Mars Fine Chemicals						
Ribavirin USP	Getz Pharma	31.05.2012	600kgs	US\$400/kgs	Singapore	Mars Fine Chemicals						
Ribavirin USP	Getz Pharma	21.06.2012	600Kgs	US\$400/kg	Singapore	Mars Fine Chemicals						
Ribavirin USP	Getz Pharma	23.07.2012	500kgs	US\$400/kg	Singapore	Mars Fine Chemicals						
Ribavirin USP	Getz Pharma	27.08.2012	400kgs	US\$400/kgs	Singapore	Mars Fine Chemicals						
Ribavirin USP	Getz Pharma	26.09.2012	600Kgs	US\$400/kgs	Singapore	Mars Fine Chemicals						
Ribavirin USP	Getz Pharma	03.10.2012	600Kgs	US\$400/kgs	Singapore	Mars Fine Chemicals						
Ribavirin USP	Getz Pharma	09.10.2012	2400Kgs	US\$400/kgs	Singapore	Mars Fine Chemicals						
Ribavirin USP	Getz Pharma	23.10.2012	800Kgs	US\$400/kgs	Singapore	Mars Fine Chemicals						
Ribavirin USP	Getz Pharma	23.10.2012	500Kgs	US\$400/kgs	Singapore	Mars Fine Chemicals						
Ribavirin USP	Getz Pharma	20.12.2012	700kgs	US\$400/kgs	Singapore	Mars Fine Chemicals						
Rosuvastatin Calcium	Getz Pharma	15.05.2012	20Kgs	US\$7200/kg	Singapore	Mars Fine Chemicals	20	144,000	1,100	22,000	122,000	12,200,000
Rosuvastatin Calcium	Getz Pharma	16.03.2012	20Kgs	US\$7200	Singapore	Mars Fine Chemicals	210	1,512,000	1,100	231,000	1,281,000	128,100,000
Rosuvastatin Calcium	Getz Pharma	16.03.2012	20Kgs	US\$7200	Singapore	Mars Fine Chemicals						
Rosuvastatin Calcium	Getz Pharma	25.05.2012	10Kgs	US\$7200	Singapore	Mars Fine Chemicals						
Rosuvastatin Calcium	Getz Pharma	15.06.2012	20Kgs	US\$7200	Singapore	Mars Fine Chemicals						
Rosuvastatin Calcium	Getz Pharma	23.07.2012	10Kgs	US\$7200/kg	Singapore	Mars Fine Chemicals						







SEARCH: SEARCH INFORMATION

Home | Explore eServices | Buy Information | About Bizfile | FAQ | Entity | Public Accountant  
KORCHINA LOGISTICS

ANNOUNCEMENT :There are no recent Announcements



Search Result for: \* MARS FINE CHEMICALS

Payment Cart  
You have 0 items



Captcha:

Search

QUICKACCESS

- Transaction Status Enquiry
- Product Authentication
- Value Added Services
- FA/QI Enquiry
- Refund Application
- Expiry Date Enquiry (Business/LP)
- Refund Enquiry
- PA/PAE Enquiry

Entity PA

Showing 1 - 1 of 1 Rows

Show

Entity Name : MARS FINE CHEMICALS

UEN: 52936879W	Entity Status: CANCELLED	<input type="button" value="Buy Information"/>
Address: 5 JALAN MASJID #01-06 KEMBANGAN COURT SINGAPORE 418924	Compliance Rating: -	

Explore eServices

- Business
- Limited Partnership
- Limited Liability Partnership
- Local Company
- Foreign Company
- Public Accounting Firm
- Public Accountant
- Corporate Service Providers
- Others

Buy Information

- Instant Information
- Package Information
- iShop Membership

About Bizfile

- About Bizfile
- Learn About iShop@ACRA
- BIZFINX
- Guided Assistant
- eService Guides

Need Assistance

askACRA

Follow ACRA on



Initiatives of ACRA

File Online at



File Financial Statements at





ANNEXURE C

Font Resize: A- A A+



SEARCH: SEARCH INFORMATION Search

Home Explore eServices Buy Information About Bizfile FAQ

Entity Public Accountant

KORCHINA LOGISTICS Search

ANNOUNCEMENT :There are no recent Announcements

Read More



Search Result for: \* PHARMA LIFE CHEMICALS

Payment Cart  
You have 0 items



Captcha:

Search

QUICKACCESS

- Transaction Status Enquiry
- Product Authentication
- Value Added Services
- FA/QI Enquiry
- Refund Application
- Expiry Date Enquiry (Business/LP)
- Refund Enquiry
- PA/PAE Enquiry

Entity

PA

Filter by Reset

Showing 1 - 1 of 1 Rows Show 1 Back Next

Entity Name : BIOMED CHEMICALS PTE. LTD.(n.k.a)

PHARMA LIFE CHEMICALS PTE. LTD.(f.k.a)

UEN:  
201216571Z

Address:  
336 SMITH STREET #06-309 NEW BRIDGE  
CENTRE SINGAPORE 050336  
View Map

Entity Status:  
LIVE COMPANY

Compliance Rating:  
✓

Buy Information

Explore eServices

- Business
- Limited Partnership
- Limited Liability Partnership
- Local Company
- Foreign Company
- Public Accounting Firm
- Public Accountant
- Corporate Service Providers
- Others

Buy Information

- Instant Information
- Package Information
- iShop Membership

About Bizfile

- About Bizfile
- Learn About iShop@ACRA
- BIZFINX
- Guided Assistant
- eService Guides

Need Assistance

askACRA

Follow ACRA on



Initiatives of ACRA

File Online at



File Financial Statements at



PHARMALIFECHEMICALS.COM

Русский Español العربية Portuguese  
Lookup

ICANN WHOIS ABOUT WHOIS

POLICIES GET INVOLVED KNOWLEDGE CENTER

WHOIS COMPLAINTS

### Showing results for: PHARMALIFECHEMICALS.COM

Original Query: PHARMALIFECHEMICALS.COM

## Contact Information

### Registrant Contact

Name: KHIZAR AHMAD  
Organization: KHIZAR AHMAD  
Mailing Address: 22 SARWAR COLONY, SARWAR RD. C, LAHORE NA 54000 PAKISTAN  
Phone: +92.3008496632  
Ext:  
Fax:  
Fax Ext:  
Email: KAHMAD1@YAHOO.COM

### Admin Contact

Name: KHIZAR AHMAD  
Organization: KHIZAR AHMAD  
Mailing Address: 22 SARWAR COLONY, SARWAR RD. C, LAHORE NA 54000 PAKISTAN  
Phone: +92.3008496632  
Ext:  
Fax:  
Fax Ext:  
Email: KAHMAD1@YAHOO.COM

### Tech Contact

Name: K.L. PETERSON  
Organization: FATCOW  
Mailing Address: 70 BLANCHARD RD, BURLINGTON MASSACHUSETTS 01803 UNITED STATES  
Phone: +1.8882789780  
Ext:  
Fax: +1.7812726550  
Fax Ext:  
Email: SUPPORT@FATCOW.COM

### Registrar Dates

WHOIS FASTER WHOIS FASTER  
www.fasterwhois.com  
Registration/Expiration Date: 2018-09-09  
Registrar: FastDomain Inc.

### Status

Domain Status:  
clientTransferProhibited  
(https://www.icann.org/epp#clientTransferProhibited)



IANA ID: 1154

PHARMALIFECHEMICALS.COM  
Abuse Contact Email:  
support@fatcow-inc.com

Lookup

Abuse Contact Phone: +1 801 765  
9400

## Raw WHOIS Record

Domain Name: PHARMALIFECHEMICALS.COM  
Registry Domain ID: 1696102243\_DOMAIN\_COM-VRSN  
Registrar WHOIS Server: whois.fastdomain.com  
Registrar URL: http://www.fatcow.com/  
Updated Date: 2016-06-29T04:10:00Z  
Creation Date: 2012-01-09T07:27:07Z  
Registrar Registration Expiration Date: 2018-01-09T07:27:08Z  
Registrar: FastDomain Inc.  
Registrar IANA ID: 1154  
Registrar Abuse Contact Email: support@fatcow-inc.com  
Registrar Abuse Contact Phone: +1 801 765 9400  
Reseller: FatCow Web Hosting  
Domain Status: clientTransferProhibited  
(https://www.icann.org/epp#clientTransferProhibited)  
Registry Registrant ID:  
Registrant Name: KHIZAR AHMAD  
Registrant Organization: KHIZAR AHMAD  
Registrant Street: 22 SARWAR COLONY, SARWAR RD. C  
Registrant City: LAHORE  
Registrant State/Province: NA  
Registrant Postal Code: 54000  
Registrant Country: PAKISTAN  
Registrant Phone: +92.3008496632  
Registrant Phone Ext:  
Registrant Fax:  
Registrant Fax Ext:  
Registrant Email: KAHMAD1@YAHOO.COM  
Registry Admin ID:  
Admin Name: KHIZAR AHMAD  
Admin Organization: KHIZAR AHMAD  
Admin Street: 22 SARWAR COLONY, SARWAR RD. C  
Admin City: LAHORE  
Admin State/Province: NA  
Admin Postal Code: 54000  
Admin Country: PAKISTAN

Admin Phone: +92.3008496632

Admin Phone Ext:  
**PHARMALIFECHEMICALS.COM**

Lookup

Admin Fax:

Admin Fax Ext:

Admin Email: KAHMAD1@YAHOO.COM

Registry Tech ID:

Tech Name: K.L. PETERSON

Tech Organization: FATCOW

Tech Street: 70 BLANCHARD RD

Tech City: BURLINGTON

Tech State/Province: MASSACHUSETTS

Tech Postal Code: 01803

Tech Country: UNITED STATES

Tech Phone: +1.8882789780

Tech Phone Ext:

Tech Fax: +1.7812726550

Tech Fax Ext:

Tech Email: SUPPORT@FATCOW.COM

Name Server: NS1.FATCOW.COM

Name Server: NS2.FATCOW.COM

DNSSEC: unsigned

URL of the ICANN WHOIS Data Problem Reporting System:

<http://wdprs.internic.net/>

Last update of WHOIS database: 2016-06-29T04:10:00Z

For more information on Whois status codes, please visit  
<https://www.icann.org/resources/pages/epp-status-codes-2014-06-16-en>

The data in the FatCow Web Hosting WHOIS database is provided to you by FatCow Web Hosting for information purposes only, that is, to assist you in obtaining information about or related to a domain name registration record. FatCow Web Hosting makes this information available "as is," and does not guarantee its accuracy. By submitting a WHOIS query, you agree that you will use this data only for lawful purposes and that, under no circumstances will you use this data to: (1) allow, enable, or otherwise support the transmission of mass unsolicited, commercial advertising or solicitations via direct mail, electronic mail, or by telephone; or (2) enable high volume, automated, electronic processes that apply to FatCow Web Hosting (or its systems). The compilation, repackaging, dissemination or other use of this data is



expressly

PHARMALIFE CHEMICALS.COM Lookup  
prohibited without the prior written consent of  
FatCow Web Hosting. FatCow Web Hosting reserves the  
right to modify these terms at any time. By submitting  
this query,  
you agree to abide by these terms.

Now UNLIMITED Storage, UNLIMITED Bandwidth and Host  
UNLIMITED Domains for ONLY \$78/year.  
You also get \*FREE\* DOMAIN REGISTRATION when you host with  
<http://www.fatcow.com/>

### **Submit a Complaint for WHOIS**

[WHOIS Inaccuracy Complaint Form](#)

[WHOIS Service Complaint Form](#)

[WHOIS Compliance FAQs](#)

### NOTICE, DISCLAIMERS AND TERMS OF USE:

All results shown are captured from registries and/or registrars and are framed in real-time. ICANN does not generate, collect, retain or store the results shown other than for the transitory duration necessary to show these results in response to real-time queries.\* These results are shown for the sole purpose of assisting you in obtaining information about domain name registration records and for no other purpose. You agree to use this data only for lawful purposes and further agree not to use this data (i) to allow, enable, or otherwise support the transmission by email, telephone, or facsimile of mass unsolicited, commercial advertising, or (ii) to enable high volume, automated, electronic processes to collect or compile this data for any purpose, including without limitation mining this data for your own personal or commercial purposes. ICANN reserves the right to restrict or terminate your access to the data if you fail to abide by these terms of use. ICANN reserves the right to modify these terms at any time. By submitting a query, you agree to abide by these terms.

\* There is one exception: ICANN acts as the registry operator for the .int TLD, and in that capacity it does collect, generate, retain and store information regarding registrations in the .int TLD.

© 2016 Internet Corporation for Assigned Names and Numbers [Privacy Policy](#)

ANNEXURE E

Font Resize: A- A A+



SEARCH: SEARCH INFORMATION Search

Home | Explore eServices | Buy Information | About Bizfile | FAQ

Entity: KORCHINA LOGISTICS Public Accountant Search

ANNOUNCEMENT : There are no recent Announcements [Read More](#)



Search Results: \* PHARMA LIFE CHEMICALS

Payment Cart  
You have 0 items

More about SingPass



Captcha:

### QUICKACCESS

- Transaction Status Enquiry
- Product Authentication
- Value Added Services
- FA/QI Enquiry
- Refund Application
- Expiry Date Enquiry (Business/LP)
- Refund Enquiry
- PA/PAE Enquiry

Entity PA Search

Showing 1 - 1 of 1 Rows Filter by Reset Show 1 Back Next

Entity Name : **BIOMED CHEMICALS PTE. LTD.(n.k.a)**  
PHARMA LIFE CHEMICALS PTE. LTD.(f.k.a)

UEN: 201216571Z Entity Status: LIVE COMPANY [Buy Information](#)  
Address: 336 SMITH STREET #06-309 NEW BRIDGE CENTRE SINGAPORE 050336 Compliance Rating:   
[View Map](#)

#### Explore eServices

- Business
- Limited Partnership
- Limited Liability Partnership
- Local Company
- Foreign Company
- Public Accounting Firm
- Public Accountant
- Corporate Service Providers
- Others

#### Buy Information

- Instant Information
- Package Information
- iShop Membership

#### About Bizfile

- About Bizfile
- Learn About iShop@ACRA
- BIZFINX
- Guided Assistant
- eService Guides

Need Assistance

askACRA

Follow ACRA on



#### Initiatives of ACRA

File Online at



File Financial Statements at





RAW MATERIAL IMPORT DATA AS PER CUSTOMS RECORDS 2016 - GETZ PHARMA

TYPE = HC

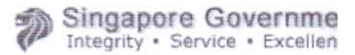
ANNEXURE - E

Main data table with columns: C/CDT, MCHN, PCT, DESCRIPTION, ORIGIN, IMPORTER, AGENT, CONSIGNEE, ADDRESS, HGM, DATE, INDEX, QTY, UNIT, AV, DV, IV, TOTAL VALUE, AVERAGE IMPORT RATE BY OTHER MANUFACTURERS, TOTAL VALUE AS PER AVERAGE IMPORT RATE, TOTAL VALUE AS PER AVERAGE IMPORT RATE, EXCESS REMITTANCES IN FOREIGN ACCOUNTS PER.





Font Resize: A- A A+



ACRA Home | News & Events | Contact Us | Feedback | Sitem

SEARCH: SEARCH INFORMATION Search

- Home
- Explore eServices
- Buy Information
- About Bizfile
- FAQ

Entity Public Accountant

KORCHINA LOGISTICS Search


ANNOUNCEMENT :There are no recent Announcements

Read More



Search Result for: \* KORCHINA LOGISTICS

Payment Cart You have 0 items



Captcha:

More about SingPass

### QUICKACCESS

- Transaction Status Enquiry
- Product Authentication
- Value Added Services
- FA/QI Enquiry
- Refund Application
- Expiry Date Enquiry (Business/LP)
- Refund Enquiry
- PA/PAE Enquiry

Search

Entity

PA

Showing 1 - 1 of 1 Rows

Entity Name : KORCHINA LOGISTICS (SINGAPORE) PTE. LTD.(n.k.a)  
KORCHINA FREIGHT PTE LTD(f.k.a)

UEN: 199704850N

Address: 2 CLEMENTI LOOP #02-01 LOGIS HUB @ CLEMENTI SINGAPORE 129809

Entity Status: LIVE COMPANY

Compliance Rating: ✓

Buy Information

#### Explore eServices

- Business
- Limited Partnership
- Limited Liability Partnership
- Local Company
- Foreign Company
- Public Accounting Firm
- Public Accountant
- Corporate Service Providers
- Others

#### Buy Information

- Instant Information
- Package Information
- iShop Membership

#### About Bizfile

- About Bizfile
- Learn About iShop@ACRA
- BIZFINX
- Guided Assistant
- eService Guides

Need Assistance

askACRA

Follow ACRA on



#### Initiatives of ACRA

File Online at




File Financial Statements at





# Pharma Life Chemicals

[Home](#)   [Products](#)   [Contact Us](#)   [Client Secure Login](#)



Contact us:

Pharma Life Chemicals Pte. Ltd.  
No. 2, Clementi Loop, #02-01,  
Logishub@Clementi  
Singapore 129809

Tel. +65-8454-4468  
Email: info@pharmalifechemicals.com

Name \*

First

Last

Email \*

Comment \*

**SEND**

Web Hosting by FatCow

ANNEXURE-I



GPS Auto-Locate Current Position

使用简体中文版的应用程序

Browse

Search address, places of interests or company



Amenities Lifestyle Financial Groceries Education Healthcare Tourism Others

KEMBANGAN COURT, 5 Jalan Masjid Singapore 418924

This company is located on the street of Jalan Masjid and is situated in District 17 of Singapore

Company Information & Details

Share:

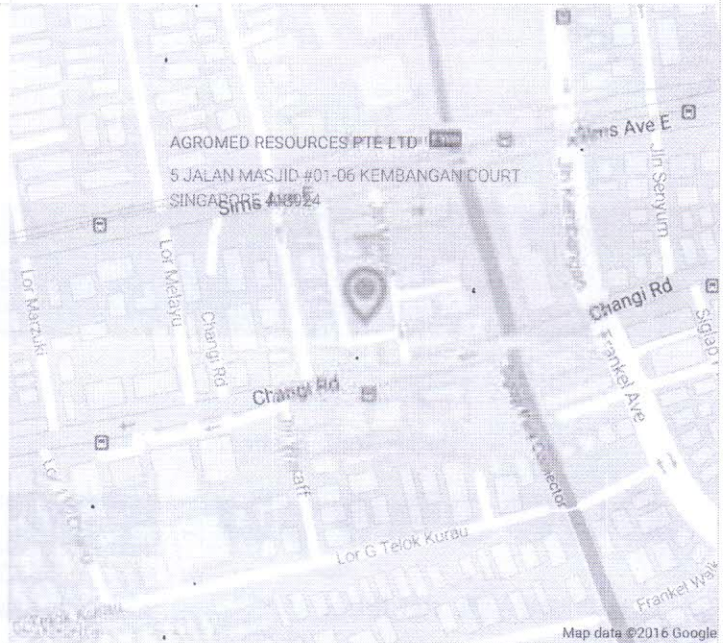
AGROMED RESOURCES PTE LTD

Source: ACRA / BizFile Updated On: 27-07-2016 SGT 06:59:42

Registration No. (UEN): 198700169M Status: LIVE

Incorporation Date: 19 January 1987

5 JALAN MASJID #01-06 KEMBANGAN COURT SINGAPORE 418924



Other Companies Near This Location

ASIAREP RESOURCE MANAGEMENT PTE. LTD.  
APPROX. 0 KM AWAY  
5 JALAN MASJID #01-05 KEMBANGAN COURT (S) 418924

ARMUSH HOLDINGS PTE. LTD.  
APPROX. 0 KM AWAY  
5 JALAN MASJID #01-06 KEMBANGAN COURT (S) 418924

ANDALUS CORPORATION PTE LTD  
APPROX. 0 KM AWAY  
5 JALAN MASJID #01-04 KEMBANGAN COURT (S) 418924

ALLIED CAPITAL PTE. LTD.  
APPROX. 0 KM AWAY  
5 JALAN MASJID #01-14 KEMBANGAN COURT (S) 418924

AGROMED PTE. LTD.  
APPROX. 0 KM AWAY  
5 JALAN MASJID #01-06 KEMBANGAN COURT (S) 418924

BAYTI DESIGN PTE. LTD.  
APPROX. 0 KM AWAY  
5 JALAN MASJID #01-11 KEMBANGAN COURT (S) 418924

BAYTI STUDIOS  
APPROX. 0 KM AWAY  
5 JALAN MASJID #01-11 KEMBANGAN COURT (S) 418924

BAYTI INC PTE. LTD.  
APPROX. 0 KM AWAY  
5 JALAN MASJID #01-11 KEMBANGAN COURT (S) 418924

[View more companies](#)  
Near KEMBANGAN COURT, 5 Jalan Masjid  
Singapore 418924

PROPERTY SALES PRICE - TREND ANALYSIS

KEMBANGAN COURT, 5 Jalan Masjid Singapore 418924

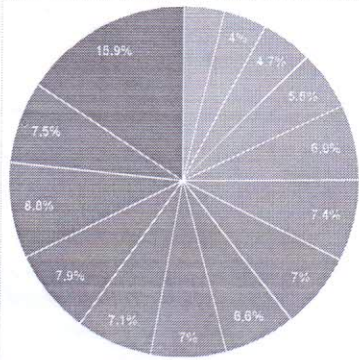

[Click Here For In-Depth Property Analysis](#)

HISTORICAL LOW (\$\$ PSF)  
S\$521 PSF

HISTORICAL HIGH (\$\$ PSF)  
S\$1,990 PSF

INDICATIVE PRICE (\$\$ PSF)  
S\$822 PSF





**DEMOGRAPHIC ANALYSIS**

Area: Bedok, Kembangan  
Total Residents: 38,450

[Click Here For Demographic Analysis](#)

- AGE 0-4: 1,440
- AGE 5-9: 1,520
- AGE 10-14: 1,810
- AGE 15-19: 2,110
- AGE 20-24: 2,650
- AGE 25-29: 2,860
- AGE 30-34: 2,710
- AGE 35-39: 2,520
- AGE 40-44: 2,680
- AGE 45-49: 2,740
- AGE 50-54: 3,040
- AGE 55-59: 3,380
- AGE 60-64: 2,890
- AGE 65+: 6,100



**Increase sales with database of 1 million Singapore contacts**

Trusted . Real-time . Instant Download . Lowest Price Guaranteed

Discover What's Near In Singapore

[About Platform](#)

[Our Facebook Page](#)

[Our Technology](#)

[中文版](#)



Platform Compatibility



Maps: [Map of Singapore](#) | [Map of Thailand](#) | [Map of Australia](#)



[Disclaimer](#)

[Terms of Service](#)

[Privacy Policy](#)



© YOURSINGAPOREMAP.COM  
YEAR 2015 - 2016

RAW MATERIAL IMPORT DATA AS PER CUSTOMS / DRAP RECORDS 2012

ANNEXURE - J

RAW MATERIAL NAME	IMPORTER	DATE OF IMPORT	QTY	UNIT IMPORT RATE	COUNTRY OF ORIGIN	EXPORTER	TOTAL QTY	TOTAL AMOUNT AS PER OVER INVOICING (US\$)	AVERAGE IMPORT RATE OF SAME ORIGIN (US\$)	TOTAL AMOUNT As Per Average Import Rate (US\$)	EXCESS AMOUNT REMITTED ABROAD US\$	EXCESS AMOUNT REMITTED ABROAD PKR						
							A	B = (A X E)	C	D = (A X C)	E = (B - D)							
Bosentan Monohydrate	Hilton Pharma (Pvt.) Ltd	12.09.2012	10Kgs	US\$9074/kgs	UAE	ART Int'l UAE	20	181,480	4,537	90,740	90,740	9,074,000						
Bosentan Monohydrate	Hilton Pharma (Pvt.) Ltd	18.12.2012	10Kgs	US\$9074/kgs	UAE	ART Int'l UAE												
Carvedilol	Hilton Pharma (Pvt.) Ltd	29.11.2012	25Kgs	US\$750/kgs	China	Northeast Pharm Trading Co	90	67,500	310	27,900	39,600	3,960,000						
Carvedilol	Hilton Pharma (Pvt.) Ltd	16.05.2012	20kgs	US\$750/kgs	China	Northeast Pharma												
Carvedilol	Hilton Pharma (Pvt.) Ltd	05.06.2012	20kgs	US\$750/kg	China	Northeast Pharma												
Carvedilol	Hilton Pharma (Pvt.) Ltd	22.10.2012	25Kgs	US\$750/kg	China	Northeast Pharmaceutical												
Duloxetine Pellets 17%	Hilton Pharma (Pvt.) Ltd	25.06.2012	115kgs	US\$744.35	China	ART Int'l UAE	690	513,602	170	117,300	396,302	39,630,150						
Duloxetine Pellets 17%	Hilton Pharma (Pvt.) Ltd	08.10.2012	115kgs	US\$744.35	China	Northeast												
Duloxetine Pellets 17%	Hilton Pharma (Pvt.) Ltd	18.12.2012	115Kgs	US\$744.35	China	Northeast												
Duloxetine Pellets 17%	Hilton Pharma (Pvt.) Ltd	12.11.2012	115kgs	US\$744.35	China	Northeast Pharmaceutical												
Duloxetine Pellets 17%	Hilton Pharma (Pvt.) Ltd	11.09.2012	115Kgs	US\$744.35/kg	China	Notheast												
Duloxetine Pellets 71%	Hilton Pharma (Pvt.) Ltd	16.05.2012	115kgs	US\$744.35	China	Northeast Pharma												
Eperisone Hcl	Hilton Pharma (Pvt.) Ltd	09.05.2012	40KGS	US\$2835	Singapore	Agromed	120	340,200	70	8,400	331,800	33,180,000						
Eperisone Hcl	Hilton Pharma (Pvt.) Ltd	15.06.2012	40KGS	US\$2835/kg	Singapore	Agromed	160	269,600	70	11,200	258,400	25,840,000						
Eperisone Hcl	Hilton Pharma (Pvt.) Ltd	11.07.2012	40KGS	US\$2835/kgs	Singapore	Agromed												
Eperisone Hcl	Hilton Pharma (Pvt.) Ltd	20.12.2012	40Kgs	US\$1685/kg	Singapore	Agromed												
Eperisone Hcl	Hilton Pharma (Pvt.) Ltd	24.09.2012	80Kgs	US\$1685	Singapore	Agromed Resources PTE Ltd												
Eperisone Hydrochloride	Hilton Pharma (Pvt.) Ltd	29.08.2012	40KGS	US\$1685/kg	Singapore	Agromed Resources PTE Ltd												
Escitalopram Oalate	Hilton Pharma (Pvt.) Ltd	05.11.2012	30Kgs	US\$1775/kgs	China	ART Int'l UAE	215	381,625	450	96,750	284,875	28,487,500						
Escitalopram Oxalate	Hilton Pharma (Pvt.) Ltd	03.07.2012	25kgs	US\$1775/kgs	China	ART Int'l UAE												
Escitalopram Oxalate	Hilton Pharma (Pvt.) Ltd	01.10.2012	30Kgs	US\$1775/kgs	UAE	ART Int'l UAE												
Escitalopram Oxalate	Hilton Pharma (Pvt.) Ltd	15.05.2012	50kgs	US\$1775/kg	UAE	Art Int'l.												
Escitalopram Oxalate	Hilton Pharma (Pvt.) Ltd	05.06.2012	25Kgs	US\$1775/kg	China	Xian Medical												
Escitalopram Oxalate	Hilton Pharma (Pvt.) Ltd	04.09.2012	45Kgs	US\$1775/kgs	China	Xian Medicines & Health												
Esomeprazole Pellets	Hilton Pharma (Pvt.) Ltd	12.11.2012	100Kgs	US\$550/kgs	China	Northeast Pharmaceutical	200	110,000	52	10,400	99,600	9,960,000						
Esomeprazole Pellets 22.5%	Hilton Pharma (Pvt.) Ltd	06.09.2012	100Kgs	US\$550/kgs	China	Northeast Pharmaceutical												
Lamotrigine	Hilton Pharma (Pvt.) Ltd	04.09.2012	25Kgs	US\$855/kgs	China	Northeast Pharmaceutical												
Lamotrigine	Hilton Pharma (Pvt.) Ltd	19.09.2012	50Kgs	US\$350/kg	China	Northeast Pharmaceutical												
Lamotrigine	Hilton Pharma (Pvt.) Ltd	16.10.2012	50Kgs	US\$35/kgs	China	Northeast Pharmaceutical												
Levetiracetam	Hilton Pharma (Pvt.) Ltd	31.05.2012	100kgs	US\$795/kgs	UAE	ART Int'l UAE	1,350	1,073,250	169	228,150	845,100	84,510,000						
Levetiracetam	Hilton Pharma (Pvt.) Ltd	02.07.2012	150kgs	US\$795/kgs	UAE	ART Int'l UAE												
Levetiracetam	Hilton Pharma (Pvt.) Ltd	20.07.2012	200Kgs	US\$795/kgs	China	Northeast												
Levetiracetam	Hilton Pharma (Pvt.) Ltd	29.11.2012	100Kgs	US\$795/kgs	China	Northeast Pharm Trading Co												
Levetiracetam	Hilton Pharma (Pvt.) Ltd	25.05.2012	100Kgs	US\$795/kgs	China	Northeast Pharma												
Levetiracetam	Hilton Pharma (Pvt.) Ltd	27.08.2012	200kgs	US\$795/kg	China	Northeast Pharmaceutical												
Levetiracetam	Hilton Pharma (Pvt.) Ltd	11.09.2012	200Kgs	US\$795/kgs	China	Northeast Pharmaceutical												
Levetiracetam	Hilton Pharma (Pvt.) Ltd	19.09.2012	200Kgs	US\$795/kgs	China	Northeast Pharmaceutical												
Levetiracetam	Hilton Pharma (Pvt.) Ltd	14.11.2012	200kgs	US\$795/kg	China	Northeast Pharmaceutical												
Levetiracetam	Hilton Pharma (Pvt.) Ltd	11.09.2012	10Kgs	US\$169/kg	China	Notheast												
Levofloxacin	Hilton Pharma (Pvt.) Ltd	05.06.2012	50Kgs	US\$750/kgs	Singapore	Kanematsu Corp							870	652,500	50	43,500	609,000	60,900,000
Levofloxacin	Hilton Pharma (Pvt.) Ltd	26.07.2012	50kgs	US\$750/kgs	Singapore	Kanematsu Corp												
Levofloxacin	Hilton Pharma (Pvt.) Ltd	27.11.2012	50Kgs	US\$750/kgs	Singapore	Kanematsu Corp												
Levofloxacin	Hilton Pharma (Pvt.) Ltd	10.12.2012	70kgs 600kgs	US\$750/kgs	Singapore	Kanematsu Corp												









RAW MATERIAL IMPORT DATA AS PER CUSTOMS RECORDS 2016 - HILTON PHARMA

ANNEXURE - K

CLTD = KPAF	TYPE = HC														TOTAL IN PKR	QTY	Average Import Rate by Other Manufacturers PKR	TOTAL Value as Per Average Import Rate PKR	TOTAL Value as Per Average Import Rate PKR	EXCESS REMITTANCES In Foreign Accounts PKR				
MCHN	PCF	DESCRIPTION	ORIGIN	IMPORTER	ADDRESS	AGENT	CONSIGNEE	ADDRESS	IGM	DATE	INDEX	DATE	QTY	UNIT	AV	DV	IV	ST	A	B	C	D = B X C	E = D X 1.05	F = A - E
38804	2972.4990	PHARMACEUTICAL RAW MATERIAL PREGABALIN MFG DT 01.2015 EXP DT 12.2015	CHINA	HILTON PHU	9TH FLOOR	NORTH INTERNATIONAL	ART INTERNATIONAL LTD	P.O BOX 61095, DUBAI, U.A.E.	3017	20150333	6	4/2/2015	125	KG	950.00	950.00	12,319,620		12,319,620	125	200	25,000	2,600,000	7,319,620
38806	2972.4990	PHARMACEUTICAL RAW MATERIAL PREGABALIN MFG DT 01.2015 EXP DT 12.2015	CHINA	HILTON PHU	9TH FLOOR	NORTH INTERNATIONAL	ART INTERNATIONAL LTD	P.O BOX 61095, DUBAI, U.A.E.	3017	20150333	6	4/2/2015	125	KG	950.00	950.00	12,319,620		12,319,620	125	200	25,000	2,600,000	7,319,620
38804	2932.9990	PHARMACEUTICAL RAW MATERIAL ESCITALOPRAM OXALATE MFG DT 01.2015 EXP DT 01.2015	CHINA	HILTON PHU	9TH FLOOR	NORTH INTERNATIONAL	ART INTERNATIONAL LTD	P.O BOX 61095, DUBAI, U.A.E.	3017	20150331	7	4/2/2015	50	KG	1775.00	1775.00	9,207,295		9,207,295	50	450	22,500	2,400,000	6,807,295
38804	2932.9990	PHARMACEUTICAL RAW MATERIAL ESCITALOPRAM OXALATE MFG DT 01.2015 EXP DT 01.2015	CHINA	HILTON PHU	9TH FLOOR	NORTH INTERNATIONAL	ART INTERNATIONAL LTD	P.O BOX 61095, DUBAI, U.A.E.	3017	20150331	7	4/2/2015	50	KG	1775.00	1775.00	9,207,295		9,207,295	50	450	22,500	2,400,000	6,807,295
38810	2934.9990	PHARMACEUTICAL RAW MATERIAL OLMESARTAN MEDOXOMIL MFG DT 02.2015 EXP DT 02.2015	CHINA	HILTON PHU	9TH FLOOR	NORTH INTERNATIONAL	ART INTERNATIONAL LTD	P.O BOX 61095, DUBAI, U.A.E.	3017	20150331	4	4/1/2015	30	KG	1400.00	1400.00	4,357,255		4,357,255	30	618	18,540	1,938,160	2,419,095
38810	2934.9990	PHARMACEUTICAL RAW MATERIAL OLMESARTAN MEDOXOMIL MFG DT 02.2015 EXP DT 02.2015	CHINA	HILTON PHU	9TH FLOOR	NORTH INTERNATIONAL	ART INTERNATIONAL LTD	P.O BOX 61095, DUBAI, U.A.E.	3017	20150331	4	4/1/2015	30	KG	1400.00	1400.00	4,357,255		4,357,255	30	618	18,540	1,938,160	2,419,095
38807	2935.0090	PHARMACEUTICAL RAW MATERIAL ROSUVASTATIN MFG DT 02.2015 EXP DT 02.2015	CHINA	HILTON PHU	9TH FLOOR	NORTH INTERNATIONAL	ART INTERNATIONAL LTD	P.O BOX 61095, DUBAI, U.A.E.	3017	20150331	5	4/2/2015	10	KG	9450.00	9450.00	9,803,824		9,803,824	10	950	5,500	988,000	8,815,824
38807	2935.0090	PHARMACEUTICAL RAW MATERIAL ROSUVASTATIN MFG DT 02.2015 EXP DT 02.2015	CHINA	HILTON PHU	9TH FLOOR	NORTH INTERNATIONAL	ART INTERNATIONAL LTD	P.O BOX 61095, DUBAI, U.A.E.	3017	20150331	5	4/2/2015	10	KG	9450.00	9450.00	9,803,824		9,803,824	10	950	5,500	988,000	8,815,824
39055	2933.9990	PHARMACEUTICAL RAW MATERIAL TELMISARTAN MFG DT 02.2015 EXP DT 02.2015	CHINA	HILTON PHU	9TH FLOOR	NORTH INTERNATIONAL	ART INTERNATIONAL LTD	P.O BOX 61095, DUBAI, U.A.E.	3074	20150401	12	4/3/2015	50	KG	855.00	855.00	4,435,063		4,435,063	50	245	12,250	1,174,000	3,261,063
39055	2933.9990	PHARMACEUTICAL RAW MATERIAL TELMISARTAN MFG DT 02.2015 EXP DT 02.2015	CHINA	HILTON PHU	9TH FLOOR	NORTH INTERNATIONAL	ART INTERNATIONAL LTD	P.O BOX 61095, DUBAI, U.A.E.	3074	20150401	12	4/3/2015	50	KG	855.00	855.00	4,435,063		4,435,063	50	245	12,250	1,174,000	3,261,063
42197	2933.4990	PHARMACEUTICAL RAW MATERIAL MONTELUKAST SODIUM MFG DT 03.2015 EXP DT 03.2015	CHINA	HILTON PHU	9TH FLOOR	NORTH INTERNATIONAL	ART INTERNATIONAL LTD	P.O BOX 61095, DUBAI, U.A.E.	3740	20150421	25	4/24/2015	90	KG	7550.00	7550.00	70,286,216		70,286,216	90	1100	99,000	10,396,000	59,890,216
42197	2933.4990	PHARMACEUTICAL RAW MATERIAL MONTELUKAST SODIUM MFG DT 03.2015 EXP DT 03.2015	CHINA	HILTON PHU	9TH FLOOR	NORTH INTERNATIONAL	ART INTERNATIONAL LTD	P.O BOX 61095, DUBAI, U.A.E.	3740	20150421	25	4/24/2015	90	KG	7550.00	7550.00	70,286,216		70,286,216	90	1100	99,000	10,396,000	59,890,216
42200	2933.6990	PHARMACEUTICAL RAW MATERIAL LAMOTRIGINE MFG DT 01.2015 EXP DT 12.2015	CHINA	HILTON PHU	9TH FLOOR	NORTH INTERNATIONAL	ART INTERNATIONAL LTD	P.O BOX 61095, DUBAI, U.A.E.	3740	20150421	24	4/24/2015	20	KG	350.00	350.00	724,067		724,067	20	35	700	72,800	651,267
42200	2933.6990	PHARMACEUTICAL RAW MATERIAL LAMOTRIGINE MFG DT 01.2015 EXP DT 12.2015	CHINA	HILTON PHU	9TH FLOOR	NORTH INTERNATIONAL	ART INTERNATIONAL LTD	P.O BOX 61095, DUBAI, U.A.E.	3740	20150421	24	4/24/2015	20	KG	350.00	350.00	724,067		724,067	20	35	700	72,800	651,267
42198	2932.7990	PHARMACEUTICAL RAW MATERIAL LEVETIRACETAM INJECTABLE GRADE MFG DT 01.2015 EXP DT 01.2015	CHINA	HILTON PHU	9TH FLOOR	NORTH INTERNATIONAL	ART INTERNATIONAL LTD	P.O BOX 61095, DUBAI, U.A.E.	3740	20150421	23	4/24/2015	30	KG	1690.00	1690.00	5,244,314		5,244,314	30	169	5,070	517,280	4,727,034
42198	2932.7990	PHARMACEUTICAL RAW MATERIAL LEVETIRACETAM INJECTABLE GRADE MFG DT 01.2015 EXP DT 01.2015	CHINA	HILTON PHU	9TH FLOOR	NORTH INTERNATIONAL	ART INTERNATIONAL LTD	P.O BOX 61095, DUBAI, U.A.E.	3740	20150421	23	4/24/2015	30	KG	1690.00	1690.00	5,244,314		5,244,314	30	169	5,070	517,280	4,727,034
42393	2972.4990	PHARMACEUTICAL RAW MATERIAL PREGABALIN MFG DT 02.2015 EXP DT 01.2015	CHINA	HILTON PHU	9TH FLOOR	NORTH INTERNATIONAL	ART INTERNATIONAL LTD	P.O BOX 61095, DUBAI, U.A.E.	3806	20150413	3	4/27/2015	150	KG	950.00	950.00	14,739,935		14,739,935	150	200	30,000	3,120,000	11,619,935
42393	2972.4990	PHARMACEUTICAL RAW MATERIAL PREGABALIN MFG DT 02.2015 EXP DT 01.2015	CHINA	HILTON PHU	9TH FLOOR	NORTH INTERNATIONAL	ART INTERNATIONAL LTD	P.O BOX 61095, DUBAI, U.A.E.	3806	20150413	3	4/27/2015	150	KG	950.00	950.00	14,739,935		14,739,935	150	200	30,000	3,120,000	11,619,935
45314	2933.9990	PHARMACEUTICAL RAW MATERIAL EPERISONE HCL MFG DT 03.11.2014 EXP DT 03.11.2014	JAPAN	HILTON PHU	9TH FLOOR	NORTH INTERNATIONAL	AGROMED RESOURCES PTE I	SJALAN MASIH # 01-06 KEMBANGAN COURT SINGAPORE	4275	20150506	30	5/15/2015	80	KG	335.00	335.00	2,777,610		2,777,610	80	70	5,600	580,000	2,197,610
45314	2933.9990	PHARMACEUTICAL RAW MATERIAL EPERISONE HCL MFG DT 03.11.2014 EXP DT 03.11.2014	JAPAN	HILTON PHU	9TH FLOOR	NORTH INTERNATIONAL	AGROMED RESOURCES PTE I	SJALAN MASIH # 01-06 KEMBANGAN COURT SINGAPORE	4275	20150506	30	5/15/2015	80	KG	335.00	335.00	2,777,610		2,777,610	80	70	5,600	580,000	2,197,610
45314	2936.2600	PHARMACEUTICAL RAW MATERIAL MECOBALAMIN INI GRADE MFG DT 30.10.2014 EXP DT 30.10.2014	JAPAN	HILTON PHU	9TH FLOOR	NORTH INTERNATIONAL	AGROMED RESOURCES PTE I	SJALAN MASIH # 01-06 KEMBANGAN COURT SINGAPORE	4275	20150506	10	5/15/2015	2	KG	31500.00	31500.00	6,529,456		6,529,456	2	3500	7,000	728,000	5,801,456
45314	2936.2600	PHARMACEUTICAL RAW MATERIAL MECOBALAMIN MFG DT 05.08.2014 EXP DT 05.08.2014	JAPAN	HILTON PHU	9TH FLOOR	NORTH INTERNATIONAL	AGROMED RESOURCES PTE I	SJALAN MASIH # 01-06 KEMBANGAN COURT SINGAPORE	4275	20150506	10	5/15/2015	2	KG	26275.00	26275.00	13,615,989		13,615,989	2	3500	17,500	1,810,000	11,805,989
47527	2933.9990	PHARMACEUTICAL RAW MATERIAL PANTOPRAZOLE SODIUM MFG DT 01.2015 EXP DT 01.2015	CHINA	HILTON PHU	9TH FLOOR	NORTH INTERNATIONAL	ART INTERNATIONAL LTD	P.O BOX 61095, DUBAI, U.A.E.	4928	20150526	4	5/29/2015	100	KG	296.50	296.50	3,083,576		3,083,576	100	90	9,000	900,000	2,183,576
47527	2933.9990	PHARMACEUTICAL RAW MATERIAL PANTOPRAZOLE SODIUM MFG DT 01.2015 EXP DT 01.2015	CHINA	HILTON PHU	9TH FLOOR	NORTH INTERNATIONAL	ART INTERNATIONAL LTD	P.O BOX 61095, DUBAI, U.A.E.	4928	20150526	4	5/29/2015	100	KG	296.50	296.50	3,083,576		3,083,576	100	90	9,000	900,000	2,183,576
47529	2933.4990	PHARMACEUTICAL RAW MATERIAL MONTELUKAST SODIUM MFG DT 03.2015 EXP DT 03.2015	CHINA	HILTON PHU	9TH FLOOR	NORTH INTERNATIONAL	ART INTERNATIONAL LTD	P.O BOX 61095, DUBAI, U.A.E.	4928	20150526	7	5/29/2015	40	KG	7550.00	7550.00	31,407,757		31,407,757	40	1100	44,000	4,516,000	26,891,757
47529	2933.4990	PHARMACEUTICAL RAW MATERIAL MONTELUKAST SODIUM MFG DT 03.2015 EXP DT 03.2015	CHINA	HILTON PHU	9TH FLOOR	NORTH INTERNATIONAL	ART INTERNATIONAL LTD	P.O BOX 61095, DUBAI, U.A.E.	4928	20150526	7	5/29/2015	40	KG	7550.00	7550.00	31,407,757		31,407,757	40	1100	44,000	4,516,000	26,891,757
47525	2934.9990	PHARMACEUTICAL RAW MATERIAL DULOXETINE PELLETS 17 MFG DT 04.2015 EXP DT 04.2015	CHINA	HILTON PHU	9TH FLOOR	NORTH INTERNATIONAL	ART INTERNATIONAL LTD	P.O BOX 61095, DUBAI, U.A.E.	4928	20150526	3	5/29/2015	120	KG	744.35	744.35	9,289,416		9,289,416	120	170	20,400	2,123,400	7,166,016
47525	2934.9990	PHARMACEUTICAL RAW MATERIAL DULOXETINE PELLETS 17 MFG DT 04.2015 EXP DT 04.2015	CHINA	HILTON PHU	9TH FLOOR	NORTH INTERNATIONAL	ART INTERNATIONAL LTD	P.O BOX 61095, DUBAI, U.A.E.	4928	20150526	3	5/29/2015	120	KG	744.35	744.35	9,289,416		9,289,416	120	170	20,400	2,123,400	7,166,016
47526	2934.9990	PHARMACEUTICAL RAW MATERIAL QUETIAPINE FUMERATE MFG DT 02.2015 EXP DT 02.2015	CHINA	HILTON PHU	9TH FLOOR	NORTH INTERNATIONAL	ART INTERNATIONAL LTD	P.O BOX 61095, DUBAI, U.A.E.	4928	20150526	5	5/29/2015	75	KG	1100.00	1100.00	8,579,934		8,579,934	75	200	15,000	1,340,000	7,239,934
47526	2934.9990	PHARMACEUTICAL RAW MATERIAL QUETIAPINE FUMERATE MFG DT 02.2015 EXP DT 02.2015	CHINA	HILTON PHU	9TH FLOOR	NORTH INTERNATIONAL	ART INTERNATIONAL LTD	P.O BOX 61095, DUBAI, U.A.E.	4928	20150526	5	5/29/2015	75	KG	1100.00	1100.00	8,579,934		8,579,934	75	200	15,000	1,340,000	7,239,934
47533	2935.0090	PHARMACEUTICAL RAW MATERIAL ROSUVASTATIN MFG DT 04.2015 EXP DT 04.2015	CHINA	HILTON PHU	9TH FLOOR	NORTH INTERNATIONAL	ART INTERNATIONAL LTD	P.O BOX 61095, DUBAI, U.A.E.	4928	20150526	6	5/29/2015	20	KG	9450.00	9450.00	19,655,848		19,655,848	20	950	19,000	1,976,000	17,679,848
47533	2935.0090	PHARMACEUTICAL RAW MATERIAL ROSUVASTATIN MFG DT 04.2015 EXP DT 04.2015	CHINA	HILTON PHU	9TH FLOOR	NORTH INTERNATIONAL	ART INTERNATIONAL LTD	P.O BOX 61095, DUBAI, U.A.E.	4928	20150526	6	5/29/2015	20	KG	9450.00	9450.00	19,655,848		19,655,848	20	950	19,000	1,976,000	17,679,848
51525	2972.4990	PHARMACEUTICAL RAW MATERIAL PREGABALIN MFG DT 04.2015, 05.2015 EXP DT 04.2015, 05.2015	CHINA	HILTON PHU	9TH FLOOR	NORTH INTERNATIONAL	ART INTERNATIONAL LTD	P.O BOX 61095, DUBAI, U.A.E.	5654	20150617	25	6/25/2015	250	KG	950.00	950.00	24,639,240		24,639,240	250	200	50,000	5,200,000	19,439,240
51531	2932.9990	PHARMACEUTICAL RAW MATERIAL ESCITALOPRAM OXALATE MFG DT APRIL 2015 EXP DT APRIL 2015	CHINA	HILTON PHU	9TH FLOOR	NORTH INTERNATIONAL	ART INTERNATIONAL LTD	P.O BOX 61095, DUBAI, U.A.E.	5654	20150617	27	6/25/2015	40	KG	1775.00	1775.00	7,365,836		7,365,836	40	450	18,000	1,872,000	5,493,836
51539	2933.7990	PHARMACEUTICAL RAW MATERIAL LEVETIRACETAM MFG DT 05.2015 EXP DT 05.2015	CHINA	HILTON PHU	9TH FLOOR	NORTH INTERNATIONAL	ART INTERNATIONAL LTD	P.O BOX 61095, DUBAI, U.A.E.	5654	20150617	12	6/25/2015	700	KG	795.00	795.00	57,733,631		57,733,631	700	169	119,300	12,203,100	45,530,531
51539	2933.7990	PHARMACEUTICAL RAW MATERIAL LEVETIRACETAM MFG DT 05.2015 EXP DT 05.2015	CHINA	HILTON PHU	9TH FLOOR	NORTH INTERNATIONAL	ART INTERNATIONAL LTD	P.O BOX 61095, DUBAI, U.A.E.	5654	20150617	12	6/25/2015	700	KG	795.00	795.00	57,733,631		57,733,631	700	169	119,300	12,203,100	45,530,531
51536	2934.9990	PHARMACEUTICAL RAW MATERIAL OLMESARTAN MEDOXOMIL MFG DT 05.2015 EXP DT 05.2015	CHINA	HILTON PHU	9TH FLOOR	NORTH INTERNATIONAL	ART INTERNATIONAL LTD	P.O BOX 61095, DUBAI, U.A.E.	5654	20150617	26	6/25/2015	20	KG	1400.00	1400.00	2,904,837		2,904					



22472	2922.4950	PH RAW MATERIAL PREGABALIN USP BATCH NO. PH15018R MFG DT 5EP2015	CHINA	HILTON PHU 9TH FLOOR	ART INTERNATIONAL LTD	NORTH INTERNATIONAL	PO BOX 61095 DUBAI UAE.	11571	20151125	14	11/30/2015	100	KG	950.00	950.00	30,593.638	10,594,638	300	260	69,000	6,240,000	24,744,628	
22466	2933.6990	PH RAW MATERIAL LAMOTRIGINE PH EUR. BATCH NO. IAMS080515 MFG DT 04	CHINA	HILTON PHU 9TH FLOOR	ART INTERNATIONAL LTD	NORTH INTERNATIONAL	PO BOX 61095 DUBAI UAE.	11571	20151125	16	11/30/2015	50	KG	350.00	350.00	1,876.004	1,878,004	50	35	1,750	181,750	1,697,251	
22471	2933.7990	PH RAW MATERIAL LEVETIRACETAM USP BATCH NO. 1510005 MFG DT 5302015	CHINA	HILTON PHU 9TH FLOOR	ART INTERNATIONAL LTD	NORTH INTERNATIONAL	PO BOX 61095 DUBAI UAE.	11571	20151125	17	11/30/2015	600	KG	795.00	795.00	51,189.026	51,189,026	600	369	101,400	10,545,600	40,643,426	
22468	2934.9990	PH RAW MATERIAL QUETIAPINE FUMERATE BP BATCH NO. QP1503015 MFG DT	CHINA	HILTON PHU 9TH FLOOR	ART INTERNATIONAL LTD	NORTH INTERNATIONAL	PO BOX 61095 DUBAI UAE.	11571	20151125	18	11/30/2015	1000	KG	1100.00	1100.00	11,804.597	11,804,597	1000	300	28,000	2,180,000	9,704,597	
22470	2935.0090	PH RAW MATERIAL ROSUVASTATIN CALCIUM USP BATCH NO. RVB15004993 4	CHINA	HILTON PHU 9TH FLOOR	ART INTERNATIONAL LTD	NORTH INTERNATIONAL	PO BOX 61095 DUBAI UAE.	11571	20151125	25	11/30/2015	25	KG	9450.00	9450.00	25,353.055	25,353,055	25	960	23,750	2,476,000	22,884,055	
23109	2933.4990	PH RAW MATERIAL MONTELUKAST SODIUM USP BATCH NO. M1515061A MFG DT	CHINA	HILTON PHU 9TH FLOOR	ART INTERNATIONAL LTD	NORTH INTERNATIONAL	P.O. BOX. 61095, DUBAI, U.A.E.	11781	20151201	5	12/3/2015	65	KG	7550.00	7550.00	57,864.601	57,864,601	65	1100	71,500	7,436,000	43,218,601	
23483	2938.3990	PHARMACEUTICAL RAW MATERIAL EPERISONE HCL MFG DT 18.05.2015, EXP DT	JAPAN	HILTON PHU 9TH FLOOR	AGROMED RESOURCES PTE LTD	5 JALAN MASJID #01-06 KEMBANGAN COURT SINGAPORE.		11571	20151125	5	12/7/2015	120	KG	335.00	335.00	4,314.044	4,314,044	120	70	8,400	882,000	1,433,044	
23483	2936.2600	PHARMACEUTICAL RAW MATERIAL MECOBALAMIN MFG DT 19.06.2015 EXP DT	JAPAN	HILTON PHU 9TH FLOOR	AGROMED RESOURCES PTE LTD	5 JALAN MASJID #01-06 KEMBANGAN COURT SINGAPORE.		11571	20151125	5	12/7/2015	10	KG	26275.00	26275.00	28,196.890	28,196,890	10	3500	35,000	3,640,000	24,556,890	
23483	2936.2600	PHARMACEUTICAL RAW MATERIAL MECOBALAMIN INI GRADE MFG DT 12.03.20	JAPAN	HILTON PHU 9TH FLOOR	AGROMED RESOURCES PTE LTD	5 JALAN MASJID #01-06 KEMBANGAN COURT SINGAPORE.		11571	20151125	2	12/7/2015	2	KG	31500.00	31500.00	6,760.815	6,760,815	2	3500	7,000	718,000	6,032,815	
29226	2922.4990	PHARMACEUTICAL RAW MATERIAL PREGABALIN USP MFG DT 10.2015 EXP DT 09	CHINA	HILTON PHU 9TH FLOOR	ART INTERNATIONAL LTD	P.O. BOX. 61095, DUBAI, U.A.E.		158	20160105	1	1/13/2016	200	KG	950.000	950.000	20,292.849	20,292,849	200	200	40,000	4,160,000	16,132,849	
29227	2934.9990	PHARMACEUTICAL RAW MATERIAL DULOXETINE PELLETS 17 MFG DT 10.2015 11	CHINA	HILTON PHU 9TH FLOOR	ART INTERNATIONAL LTD	P.O. BOX. 61095, DUBAI, U.A.E.		158	20160105	3	1/13/2016	398	KG	744.350	744.350	31,440.963	31,440,963	398	170	67,640	7,016,640	24,424,323	
29225	2934.9990	PHARMACEUTICAL RAW MATERIAL QUETIAPINE FUMERATE BP MFG DT 11.2015	CHINA	HILTON PHU 9TH FLOOR	ART INTERNATIONAL LTD	P.O. BOX. 63095, DUBAI, U.A.E.		158	20160105	2	1/13/2016	200	KG	1100.000	1100.000	23,496.983	23,496,983	200	200	40,000	4,310,000	19,186,983	
31768	2933.1990	PHARMACEUTICAL RAW MATERIAL EPERISONE HCL MFG DT 18.05.2015, EXP DT	JAPAN	HILTON PHU 9TH FLOOR	AGROMED RESOURCES PTE LTD	5 JALAN MASJID # 01-06 KEMBANGAN COURT SINGAPORE		815	20160122	11	1/29/2016	120	KG	335.000	335.000	4,293.540	4,293,540	120	70	8,400	880,000	1,453,540	
31768	2936.2600	PHARMACEUTICAL RAW MATERIAL MECOBALAMIN MFG DT 08.07.2015, EXP DT	JAPAN	HILTON PHU 9TH FLOOR	AGROMED RESOURCES PTE LTD	5 JALAN MASJID # 01-06 KEMBANGAN COURT SINGAPORE		815	20160122	11	1/29/2016	8	KG	26275.000	26275.000	22,450.300	22,450,300	8	3500	28,000	2,940,000	19,510,300	
31768	2936.2600	PHARMACEUTICAL RAW MATERIAL MECOBALAMIN INI GRADE MFG DT 12.03.20	JAPAN	HILTON PHU 9TH FLOOR	AGROMED RESOURCES PTE LTD	5 JALAN MASJID # 01-06 KEMBANGAN COURT SINGAPORE		815	20160122	11	1/29/2016	2	KG	31500.000	31500.000	6,728.682	6,728,682	2	3500	7,000	735,000	5,993,682	
35230	2933.6990	PH RAW MATERIAL LAMOTRIGINE USP BATCH NO. LAM0041215 MFG DT 122015	CHINA	HILTON PHU 9TH FLOOR	ART INTERNATIONAL LTD	P.O. BOX. 61095, DUBAI, U.A.E.		1716	20160216	9	2/20/2016	22	KG	350.00	350.00	843.148	843,148	22	242	33	792	83,129	760,020
35227	2936.2600	PH RAW MATERIAL TELMSARTAN BPBF BATCH NO. T18B41512642 MFG DT 1	CHINA	HILTON PHU 9TH FLOOR	ART INTERNATIONAL LTD	P.O. BOX. 61095, DUBAI, U.A.E.		1716	20160216	8	2/20/2016	50	KG	855.00	855.00	4,552.808	4,552,808	50	245	12,250	1,286,250	1,244,558	
38621	2936.2600	PHARMACEUTICAL RAW MATERIAL MECOBALAMIN INI GRADE BATCH NO 5YAD08	JAPAN	HILTON PHU 9TH FLOOR	AGROMED RESOURCES PTE LTD	6 JALAN MASJID # 01-08 KEMBANGAN COURT SINGAPORE.		2403	20160306	5	3/14/2016	3	KG	31500.00	31500.00	10,073.743	10,073,743	3	3500	10,500	1,095,000	8,981,743	
38621	2936.2600	PHARMACEUTICAL RAW MATERIAL MECOBALAMIN MF DT 14072015, EXP DT 3	JAPAN	HILTON PHU 9TH FLOOR	AGROMED RESOURCES PTE LTD	6 JALAN MASJID # 01-08 KEMBANGAN COURT SINGAPORE.		2403	20160306	5	3/14/2016	8	KG	26275.00	26275.00	22,407.415	22,407,415	8	3500	28,000	2,912,000	19,495,415	
38621	2933.3990	PHARMACEUTICAL RAW MATERIAL EPERISONE HCL BATCH NO SKA08A.62A11A	JAPAN	HILTON PHU 9TH FLOOR	AGROMED RESOURCES PTE LTD	6 JALAN MASJID # 01-08 KEMBANGAN COURT SINGAPORE.		2403	20160306	5	3/14/2016	80	KG	335.00	335.00	2,856.892	2,856,892	80	70	5,600	560,000	2,296,892	
38880	3004.9099	CANCER MEDICINE 100 VIALS PACITAXEL PROTEIN BOUND PARTICLES INJECTAB	USA	HILTON PHU 9TH FLOOR	ART INTERNATIONAL LTD	P.O. BOX. 61095, DUBAI, U.A.E.		2759	20160315	13	3/15/2016	100	KG	289.00	289.00	3,080.753	3,080,753					3,080,753	
39736	2934.9990	PHARMACEUTICAL RAW MATERIAL DULOXETINE PELLETS 17 USP BATCH NO D9	CHINA	HILTON PHU 9TH FLOOR	ART INTERNATIONAL LTD	P.O. BOX. 61095, DUBAI, U.A.E.		2791	20160316	14	3/19/2016	120	KG	744.35	744.35	9,521.765	9,521,765	120	170	70,400	2,142,000	7,379,765	

1,350,932,221

1,084,144,636



# ANNEXURE-B

Ministry of National Health Services, Regulations & Coordination  
Government of Pakistan  
Islamabad


BLACK MARKETING OF 04 COMMONLY USED MEDICINES OF M/S GSK AND  
M/S ZAFSA BY CREATING ARTIFICIAL SHORTAGES

Inquiry Report

A complaint has been received from Transparency International regarding black marketing of 4 commonly used medicines i.e. Thyroxine Tab, Motival Tab, Panadol CF Tab and Folic Acid Tab of M/s GSK and M/s Zafa (**Annex-I**). The complaint mainly revolves around undue favour given to M/s GSK in price increase of Thyroxine from Rs. 12/100's tablets to Rs. 100/100's tablets, and denying other 6 manufacturers aforementioned MRP increase; sale of raw material in open market; and black marketing of these 4 medicines by charging about 400% above approved price/ MRP. Keeping in view the serious nature of the charges, Secretary, Ministry of National Health Services, Regulations & Coordination was pleased to constitute a Committee (**Annex-II**) comprising of the following to probe into the matter:

- |  |                  |
|--|------------------|
| a. Syed Moazzam Ali, Joint Secretary (Admn), NHS, R&C          | Chairman         |
| b. Mr. Amanullah, Director (Pricing), DRAP                     | Member           |
| c. Mr. Abdul Samad Khan, Director, DRAP                        | Member           |
| d. Sheikh Faqeer Muhammad, Director (Licensing & QA) DRAP      | Member           |
| e. Dr. Obaidullah, Secretary, Registration Board, DRAP         | Member           |
| f. One Representative of Transparency International - Pakistan | Member           |
| g. Mr. Saeed Awan, Section Officer (Admn - I), NHS, R&C        | Member/Secretary |

2. The Committee held 6 meetings to examine the complaint in detail in the light of available record and information obtained from DRAP, pharmaceutical companies, provincial governments as well as reports of the forensic audit conducted by the inspection



team to physically verify the data pertaining to import of raw material as well as production and sale of the above drugs. A run-down of the main allegations alongwith findings of the Inquiry Committee is given below:


**Allegation I: Undue favour to GSK in price increase of thyroxine from Rs. 12/100 to Rs. 100/100, and denying other 6 manufacturers**

**Findings**

3. Director (Cost & Pricing), DRAP informed the Committee that Thyroxine Tablet had been chronically reported short in the past due to the low price of the drug. The Maximum Retail Price (MRP) has been rationalized from time to time and its last revision was notified on generic basis @ Rs. 100 for a pack of 100 tablets vide S.R.O. 950(1)/2013 dated 28 October, 2013 by DRAP (**Annex-III**). This MRP is applicable for all pharmaceutical companies having registration of Thyroxin Sodium 50 mg Tablets. The said S.R.O. is also available on the official website of DRAP.

4. The Committee also noted that the drugs manufactured by M/s Global and M/s Glitz are also available in the market at the same MRP, however, according to data submitted by these companies, quantities manufactured by these companies are much less than GSK, probably due to less acceptance of other brands in the market. Copies of production and sale data of M/s GSK, M/s Global and M/s Glitz are placed at **Annexure IV, V and VI** respectively. The Drug Pricing Committee in its same meeting also revised the price of therapeutic equivalent drug Levothyroxin Sodium Tablets in different strengths for applicant companies M/s Abbott Labs and M/s Ferozsons to provide choice to prescriber / patients. M/s Abbott Labs are marketing their drug in different strengths and drug is available in the market. Copy of sale data of M/s Abbott is placed at **Annex-VII**.

5. After considering the above facts, the Committee is of the view that the MRP increase was not exclusive to M/S GSK but applies to all manufacturers / registration holders. The allegation regarding undue favour to M/s GSK for MRP increase of Thyroxine Tablet is thus not proved.



Handwritten signatures and initials are present at the bottom of the page, including a large signature on the left, several smaller signatures in the middle, and a signature on the right. A small number '2' is written in the bottom right corner.


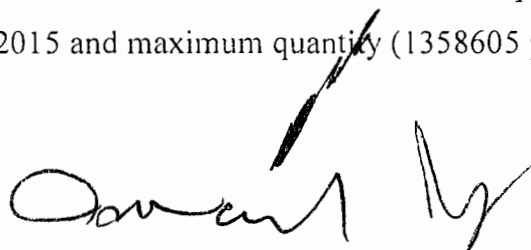



- ix. The record of import of the API and the batches of Folic Acid tablets produced show that the firm has not sold any quantity of API to any other pharmaceutical unit or Neutraceuticals pharma including M/s. A.R. Neutraceuticals Pharma (Pvt), Karachi, manufacturing the product "Folic Acid Plus chewable tablets" (Folic Acid + Vitamin B12) for Zafa International Healthcare, Karachi.

**M/S. GSK PAKISTAN LIMITED, MOTIVAL TABLETS**

**Findings:**

- i. Import, production and sale record regarding the API (Fluphenazine HCL and Nortriptyline HCL) and the finished product (Motival tablets) is available and maintained properly.
- ii. in the last five years the least quantity of Fluphenazine HCL and Nortriptyline HCL i.e 1.5Kg and 225Kg, were imported in year 2015 and 2016 respectively, whereas the highest quantity i.e 46.5Kg and 775Kg were imported in year 2012.
- iii. Invoice No. 620 dated 16-12-2015 for 1.5 Kg Fluphenazine HCL has been raised directly by Tripharma S.p.A, Italy contrary to GSK trading services limited Brentford UK as in the case of other invoices. This invoice shows approximately six times lower price ( 1600 USD as compared to 11000 USD) per kg for Fluphenazine HCL than the other invoices. This may be a possible case of illegal money transfer abroad.
- iv. No quantity of the API has been purchased from the local market, nor any quantity of the imported API is sold/loaned to any other manufacturer.
- v. Review of production data shows that the firm has produced the least quantity (178028 packs) in 2015 and maximum quantity (1358605 packs) in year 2013.




6  


- vi. Motival tablets are distributed throughout the country by Muller & Phipps. Review of sale record for Motival tablets show that the product was distributed to nearly all corners of the country however, supply is affected in year 2015 and 2016.
- vii. The sale records of Motival tablets related to the province of Balochistan has been verified by the Chief Drug Inspector, Health Department, Government of Balochistan however, reply from the other provincial governments is still awaited.
- viii. The reason for shortage as explained by the manufacturer is short supply of Fluphenazine HCl, by Tripharma, S.p.A Itlay, however, as required by the condition of registration smooth availability of the product should be ensured in the market therefore extra efforts ( including the efforts of the development of multiple sources for a particular API) were required to be made by the manufacturer.
- ix. The prices of Fluphenazine HCl and Nortriptyline HCl raw material has remained stable [11000 USD/Kg (except for invoice No. 620) and 650 USD/Kg, respectively] throughout the last five years.
- x. No evidence of black marketing directly by the firm can be seen on the basis of their import, production and sale data, however, the decreased production and sale in the year 2015 and 2016 may be considered as basis for black marketing of the product.

**M/S. GSK PAKISTAN LIMITED, - THYROXIN 50 mcg TABLETS**

**Findings:**



- i. Complete record of import of raw material ( Thyroxin Sodium), production and sale of the finished product ( Thyroxin 50mcg Tablets) is available with the firm.



Handwritten signatures and initials at the bottom of the page, including a large signature on the left, a signature in the middle, a signature on the right, and the initials 'HMS' on the far right.



- ii. In the last five years the least quantity of API i.e 43kg, was imported in year 2014 whereas the highest quantity i.e 15kg, was imported in the year 2013.
- iii. No quantity of the API has been purchased from the local market, nor any quantity of the imported API is sold/ loaned to any other manufacturer.
- iv. Review of last five years production data shows that the firm has produced the least quantity (697050 packs) in the year 2012 and maximum quantity (1782030 packs) in year 2016. The increasing trend in the quantity produced can be seen from year 2012 to 2016 however, in 2015 the quantity produced (1325089 packs) is substantially less than the required quantity as per the trend.
- v. The sale of Thyroxin tablets is done by GSK itself. Review of the sale record show that the product was distributed to nearly all corners of the country. The highest figure for sale can be seen in 2014 followed by year 2016. In the year 2012 no sale can be seen in the month of February to July.
- vi. The sales record of Thyroxin Tablets related to the province of Balochistan has been verified by the Chief Drug Inspector, Health Department, Government of Balochistan, however, reply from other provincial governments is still awaited.
- vii. A decreasing trend in the price of Thyroxin Sodium raw material has been found from year 2013 to 2016 (49.75-42.5 USD/Kg) hence in 2015 and 2016 the price is at the lowest level in the last five years.
- viii. No evidence of black marketing directly by the firm can be seen on the basis of their import, production and sale data however the decrease in production (1325089 packs) and sale (1450958 packs) in the year 2015 as compared to production (1750539




Allegations II & III: Sale of raw material in open market and Black marketing of these drugs by creating artificial shortages

Findings

6. The Committee discussed the facts that pharmaceutical licensed manufacturers import pharmaceutical raw and packaging materials under Drugs (Import & Export) Rules, 1976 exclusively for their registered drugs and enjoy rebate and taxes after importing these raw and packaging materials. However, some licensed manufacturers used to sell these materials either in open market or to other pharmaceutical units at very high prices which is against the drug law and is a criminal act. The Committee apprehended that most of the manufacturers involved in the production of spurious / unregistered / counterfeit medicines use the same raw material and thus play with innocent lives. Non availability/shortage of Thyroxine, Motival, Panadol CF and Folid Acid tablets and their black marketing at exorbitant rates also came under discussion.

7. In order to examine the above allegations, the Committee directed the Quality Assurance Division of DRAP to collect data/record relating to import of raw material of Thyroxine Tablet, Motival Tablet, Panadol CF Tablet and Folic Acid Tablet from DRAP's field offices for the last 5 years and present the same before the Committee. As advised by the Committee, DRAP also requested all Provincial Chief Drugs Inspectors to submit report on the shortage of these drugs. In response, Chief Drugs Inspectors of Punjab, Gilgit-Baltistan, Balochistan, KPK and Sindh have submitted their reports (**Annex-VIII**) which show partial shortages of the aforementioned drugs in far flung areas of the provinces. No acute shortage of these medicines was reported in various districts of the country.

8. The data in respect of above drugs provided by DRAP was considered by the Committee and the Committee decided to conduct forensic audit of the manufacturer companies regarding consumption/production of registered products and sale record of these products. An Inspection Team comprising following officers of DRAP was constituted for this purpose with the approval of the Secretary, M/o NHS, R&C(**Annex-IX**):





- |  |          |
|--|----------|
| i. Dr. Sheikh Akhtar Hussain, Director (Medical Devices) | Chairman |
| ii. Dr. Noor Muhammad Shah, Director (FDSL)              | Member   |
| iii. Dr. Saif-ur-Rehman Khattak, Director (CDL)          | Member   |
| iv. Area Federal Inspector of Drugs (FID)                | Member   |

9. The inspection team visited offices of M/s GSK Pakistan Ltd and M/s Zafa Pharmaceuticals at Karachi on 18<sup>th</sup> and 19<sup>th</sup> October, 2016 in relation to black marketing of their products namely Thyroxin 50mcg tablets, Motival tablets and Folic Acid 5mg tablets and conducted physical audit of Active Raw Material (API) stock and reviewed documents related to import of API, production and sale record of these products. The detailed report submitted by the Inspection Team in respect of above drugs is attached as **Annex-X, XI and XII**. Main findings of the report are given below:

**M/S. ZAFSA PHARMACEUTICALS FOLIC ACID 5MG TABLETS.**

**FINDINGS:**

- i. Import, production and sale record regarding the API (Folic Acid) and the finished product (Folic Acid 5mg Tablets) has been maintained by the firm however, complete record has not been submitted to the inspection team as evident from the extra 57 batches produced.
- ii. Firm is mainly using Folic Acid raw material imported by the firm themselves, however, some quantities (2000 Kg) are also purchased from the local market. It is pertinent to mention that the Folic Acid raw material is not being manufactured in Pakistan hence the material may be imported by any other pharmaceutical company and have sold in the market or the material may be imported by any commercial importer for sale in the country to manufacturers of products containing Folic Acid raw material.

- iii. No objective evidence of any sale of imported API to any other Pharma unit or any neutraceuticals firm was found by the team.
- iv. Review of production of data shows uniform trend in the number of batches produced per year from 2011-2014. However, the production was reduced in 2015 and 2016.
- v. Review of sale record of Folic Acid tablets show that the product was distributed to nearly all corners of the country in quantity nearly uniform for all seasons however the sale could not be verified by the provincial Governments till date.
- vi. The reason for shortage as explained by the manufacturer and supported by documentary evidence is fluctuation in the international price of the Folic Acid raw material, however, as required by the condition of registration, smooth availability of the product should be ensured in the market therefore, extra efforts were required to be made by the manufacturer.
- vii. An increase in the price of Folic Acid raw material has been found in mid of the year 2014 (91 USD in June 2014 as compared to USD 24 in 2012 and 2013, respectively) and then stabilized in the year 2016. In the year 2015 the firm has not imported any Folic Acid raw material and also the production and sale of Folic Acid tablets is minimum in this year among the last five years which may be the basis for the black marketing of the product.
- viii. Firm has disclosed that black marketing of Folic Acid tablets has been done in the market due to short production of Folic Acid tablets due to the increased price of Folic Acid raw material in the international market. However, they also confirm that the firm directly has no role in the black marketing. They further submitted that the number of letters in this regard were written to the regulatory authorities from time to time by the firm themselves.






packs) and sale ( 1742444 packs) in year 2014 may be the basis for black marketing of the product.

- ix. The decrease in production and sale of Thyroxin tablets in year 2015 irrespective of lowest price of its active ingredient (thyroxin sodium) needs thorough investigation.
- x. The firm has also reduced the batch size from 70,000 packs to 17000 packs which also must be investigated.





**Recommendations:**

10. After thorough deliberations and evaluation of inspection report, following recommendations are made by the Inquiry Committee:

- i. Purchase of 2000 kg of Folic Acid raw material by M/s Zafa Pharmaceuticals from open market needs to be investigated by DRAP.
- ii. M/s A.R. Neutraceuticals Pharma (Pvt) Ltd, Karachi may be asked to explain the reasons for manufacturing “Folic Acid Plus chewable tablets” ) Folic Acid + Vitamin B12) for Zafa International Healthcare, Karachi without approval/registration of Health & OTC Division, DRAP.
- iii. As per conditions of registration it is the responsibility of the registration holder to maintain continuous supply of their products in the market, therefore, extra efforts by the M/S Zafa Pharmaceuticals and M/s GSK (including the development of multiple sources for a particular API) are required to be made to ensure continuous and sufficient availability of their registered products.
- iv. The DRAP field offices and provincial governments may be provided updated MRP list of drugs by the Directorate of Cost & Pricing and strict monitoring of the drug MRPs may be made in the market by the DRAP field offices and provincial governments.




- v. Sales of drugs is mainly regulated by provincial governments. Therefore, all provincial governments including ICT should strengthen their monitoring resources to avoid black marketing of drugs.
- vi. Mechanism may also be devised so that continuous availability of registered drugs could not be affected by the nutraceuticals or other alternative medicines.
- vii. The Drug Regulatory Authority of Pakistan should establish a proper office overseeing the continuous availability of all registered drugs in proper collaboration with the provincial government health departments.
- viii. Necessary prohibitions and penalties thereof may be inserted in the Drugs Act, 1976 and retailers involved in such activities.
- ix. DRAP field offices may be directed and facilitated to monitor and control the availability of pharmaceutical grade raw material in the open market.
- x. Since there is a severe shortage of Motival tablets in the market, M/s GSK should produce extra quantities in the upcoming months to maintain smooth availability of the tablets in the market.
- xi. In regard to Motival Tablet of M/S GSK, the exceptionally high price (11000 USD/Kg) for Fluphenazine HCl raw material as compared to the price of the same raw material from the same source via invoice No. 620 (1600 USD/Kg) may be a case of possible illegal money transfer by the firm abroad which does not fall within the purview of Ministry of NHS, R&C. The matter may, therefore, be referred to the appropriate forum i.e. FBR for further examination.





xii. Reduction in the production and sale in 2015 of Thyroxine 50 mcg by M/s GSK, irrespective of the lowest price of API should be investigated.




Amanullah  
Director (Pricing) DRAP



Abdul Samad Khan,  
Director (MIS), DRAP



Sheikh Faqeer Muhammad,  
Director (L & QA), DRAP



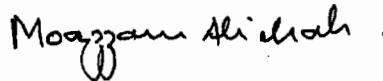
Dr. Obaidullah, <sup>Add.</sup> Director,  
Registration Board, DRAP



Mr. Khalid Mahmood,  
Transparency International



Saeed Awan, Section Officer  
(A-I), M/o NHSRC



Syed Moazzam Ali,  
Joint Secretary (Admn) M/o NHSRC

**THYROXIN TABLETS 100'S**  
**PRIMARY SALES 2010**

D.Code	NAME OF DISTRIBUTOR	PLACE	Jan-10	Feb-10	Mar-10	Apr-10	May-10	Jun-10	Jul-10	Aug-10	Sep-10	Oct-10	Nov-10	Dec-10	TOTAL
710001	REAL CHANNEL	KARACHI	16,942	16,707	16,942	16,942	16,942	16,707	16,942	16,135	15,622	14,118	14,000	8,625	186,624
710002	QASIM & SONS	QUETTA	2,611	1,958	2,611	2,611	2,611	2,611	2,611	2,611	2,611	2,611	4,358	7,200	37,015
720001	AL-JELLANI MEDICOS	THATTA	511	383	511	511	511	511	511	511	511	511	633	800	6,415
720002	DR. FARID AHMED & COMPANY	HYDERABAD	2,854	2,854	2,854	2,854	2,854	2,854	2,854	2,854	2,854	2,854	2,141	78	30,759
720003	AKRAM AGENCIES	MIRPUR KHAS	921	921	691	691	921	400	921	921	921	-	691	51	8,050
720114	AAMIR NAZEER & COMPANY	NAWABSHAH	1,245	934	1,245	1,245	1,245	1,245	1,245	2,445	1,245	1,245	2,134	2,400	17,873
730001	REHBAR ENTERPRISES	LARKANA	2,388	2,388	1,791	2,388	2,388	2,191	2,388	2,788	2,388	2,388	3,636	1,200	28,322
730002	ASIF MEDICOS	DADU	617	463	617	617	617	617	617	617	218	600	400	600	6,600
730004	PARAS MEDICINE HOUSE	JACOBABAD	1,533	1,150	1,533	1,533	1,533	1,533	1,533	537	1,533	1,533	2,350	2,400	18,701
730005	MILLAT DISTRIBUTORS	SUKKUR	2,123	2,123	2,123	2,123	2,123	2,123	2,123	2,123	2,123	2,123	1,592	150	22,972
730076	SUNNY DISTRIBUTORS	R. Y. KHAN	990	990	1,320	1,720	1,320	1,320	1,320	1,320	1,320	1,320	990	-	13,930
740006	FAISAL PHARMA	D. G. KHAN	2,826	2,120	2,826	2,826	2,826	2,826	2,826	2,826	4,479	3,626	3,200	5,500	38,707
740007	RASHEED BROTHERS	LAYYAH	697	523	697	697	697	697	697	644	244	697	697	400	7,387
740011	BALUCH ENTERPRISES	MULTAN	6,350	4,763	6,350	6,350	6,350	6,350	6,350	6,350	6,350	6,350	5,771	2,000	69,684
740015	ASLAM TRADERS	BAHAWALNAGAR	592	1,197	917	797	797	797	1,997	-	797	797	797	598	10,083
740077	ASLAM TRADERS	BAHAWALPUR	1,189	1,189	1,585	1,585	1,585	1,585	1,985	1,755	1,300	1,585	1,585	1,585	18,513
750001	NOOR DISTRIBUTORS	JHANG SADDAR	1,737	1,737	1,737	2,503	1,303	1,737	1,737	1,737	1,737	1,737	1,737	608	20,047
750002	PAARIS DISTRIBUTORS	FAISALABAD	2,686	3,581	3,581	5,253	2,686	3,581	3,581	3,591	3,581	3,581	3,581	-	39,273
750003	MOHAMMAD RAMZAN & SONS	MIANWALI	1,043	782	1,043	1,843	1,043	1,043	1,043	1,043	1,043	1,043	1,043	782	12,794
750005	SHAKEEL ENTERPRISES	SAHIWAL	2,518	1,889	2,518	2,689	2,518	2,518	2,518	2,518	2,518	3,318	3,600	1,600	30,722
750038	MUDASSAR ENTERPRISES	SARGODHA	1,198	1,198	1,198	2,299	899	1,198	1,198	1,198	1,198	1,198	1,198	899	14,879
760001	RAHAT DISTRIBUTORS	NAROWAL	852	852	852	1,039	639	852	852	852	852	852	852	318	9,664
760002	Z. A. TRADERS	SIALKOT	923	1,230	1,230	1,923	1,230	923	1,230	1,230	1,230	1,230	1,230	431	14,040
760003	PAARIS DISTRIBUTORS	LAHORE	10,090	8,368	10,090	13,568	8,753	10,090	10,090	10,090	10,090	10,090	9,000	6,750	117,069
760004	BOKHARI TRADERS	M. BAHAUDDIN	807	282	807	1,507	-	807	807	807	807	807	807	605	8,950
760006	TANVEER ENTERPRISES	GUJRANWALA	5,215	3,425	5,215	7,911	3,911	5,511	5,615	5,215	5,215	5,215	4,500	3,375	60,323
760011	S. A. PHARMACEUTICALS	JHELUM	1,494	1,494	1,494	2,321	1,121	1,494	1,494	1,494	1,494	1,494	1,494	1,494	18,382
770002	KARAKURAM MEDICAL STORE	SKARDU	800	-	-	150	60	50	-	100	100	50	100	-	1,410
770004	HAJI MEDICINE COMPANY	GILGIT	400	-	-	200	80	100	-	200	-	200	200	-	1,380
770009	ABBOTTABAD MEDICAL STORE	ABBOTTABAD	-	-	-	-	-	-	-	-	-	-	-	-	-
770010	UNITED MEDICAL HALL	MIRPUR (A.K.)	615	461	615	1,015	615	461	-	615	615	511	615	461	6,599
770012	NADEEM TRADERS	RAWALPINDI	13,200	5,600	5,200	1,800	10,800	4,000	9,600	11,237	9,200	8,400	8,000	4,000	91,037
770014	VIKOR ENTERPRISES	ABBOTTABAD	3,200	2,400	1,600	1,800	2,000	2,000	2,055	2,725	2,800	2,000	2,420	-	25,000
770225	NUSRAT PHARMA	KOTLI (A.K.)	343	343	-	857	-	457	343	457	457	457	400	-	4,114
780001	AZAD MEDICINE COMPANY	CHITRAL	800	-	-	50	50	-	-	100	-	-	100	-	1,100
780002	AMIN MEDICOS	BAJUR AGENCY	1,600	800	800	1,000	500	400	1,600	800	-	-	400	-	7,900
780003	NISSAN PHARMA	KOHAT	2,400	1,000	1,200	992	1,000	1,600	1,650	800	1,600	1,181	800	-	14,223
780004	HIRA ENTERPRISES	D. I. KHAN	2,400	800	1,200	800	750	1,600	1,600	800	1,600	1,200	800	-	13,550
780005	FARMACON MARKETING INT'L	MARDAN	2,400	1,200	1,600	800	2,000	2,000	2,000	1,200	2,400	1,200	2,000	800	19,600
780006	NADEEM TRADERS	BANNU	2,400	800	1,600	800	1,000	2,000	1,000	800	1,500	1,571	800	-	14,371
780007	NADEEM TRADERS	MINGORA	2,400	800	1,200	1,048	700	1,200	1,600	1,051	1,600	1,200	2,000	-	14,799
780008	FARMACON MARKETING INT'L	PESHAWAR	9,200	4,400	3,600	3,200	7,600	3,200	3,545	8,732	7,988	7,200	3,200	4,628	66,493
	MISC INSTITUTIONS	ALL PAKISTAN	15,783	12,482	21,823	17,298	6,721	14,376	11,916	6,748	9,968	8,453	8,488	3,760	137,796
		TOTAL :-	130,873	96,587	114,816	120,256	103,299	107,565	113,994	110,567	114,209	106,546	104,340	64,098	1,287,150

601

THYROXIN TABLETS 100'S

PRIMARY SALES 2011

D.Code	NAME OF DISTRIBUTOR	PLACE	Jan-11	Feb-11	Mar-11	Apr-11	May-11	Jun-11	Jul-11	Aug-11	Sep-11	Oct-11	Nov-11	Dec-11	TOTAL
710001	REAL CHANNEL	KARACHI	15,000	15,000	15,000	15,000	15,000	15,000	15,005	15,000	12,000	10,800	20,450	14,400	177,555
710002	CASIM & SONS	QUETTA	1,200	2,800	2,800	3,100	4,685	1,600	1,885	2,400	2,000	3,100	5,800	4,000	35,170
720001	AL-JELLANI MEDICOS	THATTA	1,200	600	600	400	800	400	400	800	-	600	1,200	800	7,600
720002	DR. FARID AHMED & COMPANY	HYDERABAD	104	2,435	2,600	2,800	4,600	2,600	2,600	2,600	2,600	2,600	7,400	5,902	38,642
720903	AKRAM AGENCIES	MIRPUR KHAS	347	700	700	645	925	645	245	700	700	-	2,145	2,525	10,077
720114	KAMIR NAZEER & COMPANY	NAWABSHAH	1,600	-	1,500	1,500	2,500	1,200	1,200	-	1,200	1,200	3,725	-	15,625
730001	REHBAR ENTERPRISES	LARKANA	6,800	2,000	2,400	2,000	2,800	-	400	1,200	1,200	1,200	4,800	4,000	28,800
730002	ASIF MEDICOS	DADU	400	200	200	400	850	-	600	421	200	-	1,400	800	5,871
730004	PARAS MEDICINE HOUSE	JACOBABAD	2,375	1,600	1,360	1,360	1,000	-	-	-	400	-	2,400	2,400	12,895
730005	MILLAT DISTRIBUTORS	SUKKUR	200	2,000	2,000	2,000	2,700	2,000	2,000	2,000	2,000	2,000	6,800	4,700	30,400
730076	SUNNY DISTRIBUTORS	R. Y. KHAN	300	2,000	1,200	1,200	3,600	900	1,200	1,200	4,100	-	3,200	-	18,900
740006	FAISAL PHARMA	D. G. KHAN	6,000	2,400	2,400	-	3,554	-	400	2,800	4,800	-	5,520	4,050	31,924
740007	RASHEED BROTHERS	LAYYAH	697	600	600	800	1,800	1,800	600	1,400	2,450	-	1,200	4,400	16,147
740014	BALUCH ENTERPRISES	MULTAN	6,350	5,800	5,800	5,800	9,000	5,800	5,550	4,800	10,000	-	6,830	7,200	72,930
740015	ASLAM TRADERS	BAHAWALNAGAR	797	800	800	800	2,400	1,400	800	800	2,600	800	800	505	13,302
740077	ASLAM TRADERS	BAHAWALPUR	1,585	1,500	1,500	1,500	3,900	3,200	1,000	1,400	4,725	800	3,500	2,800	27,410
750001	NOOR DISTRIBUTORS	JHANG SADDAR	1,737	1,700	1,700	1,700	2,400	2,900	2,795	2,195	3,100	3,675	2,000	5,200	31,102
750002	PAARIS DISTRIBUTORS	FAISALABAD	4,781	4,500	3,300	3,300	4,700	5,300	4,755	4,475	4,700	1,600	6,230	7,555	55,196
750003	MOHAMMAD RANZAN & SONS	MIANWALI	1,043	1,100	1,100	885	1,800	1,900	400	1,150	1,050	1,400	1,000	385	13,013
750005	SHAKEEL ENTERPRISES	SAHWAL	2,518	2,600	2,800	2,600	5,150	1,950	2,600	2,600	6,350	810	4,750	7,200	41,828
750038	MUDASSAR ENTERPRISES	SARGODHA	1,188	1,200	1,200	1,200	2,000	1,200	2,620	2,500	3,000	3,300	2,900	4,400	25,718
760001	RAHAT DISTRIBUTORS	NAROWAL	852	800	800	800	1,200	1,200	1,280	1,200	1,360	1,200	800	2,800	14,292
760002	Z. A. TRADERS	SIALKOT	1,230	1,400	1,200	1,200	1,800	2,000	2,420	2,100	2,000	3,200	2,600	5,620	26,770
760003	PAARIS DISTRIBUTORS	LAHORE	12,000	12,700	11,300	9,700	13,300	14,100	12,195	13,275	16,900	13,200	15,395	22,596	166,664
760004	BOKHARI TRADERS	M. BAHALUDDIN	605	600	280	600	1,200	1,600	800	800	1,150	300	680	1,600	10,215
760006	TANVEER ENTERPRISES	GUJRANWALA	6,100	6,600	6,300	5,000	7,400	7,400	5,350	6,150	7,400	6,800	7,750	9,200	81,550
760011	S. A. PHARMACEUTICALS	JHELUM	1,484	1,500	1,500	1,500	2,200	2,700	2,325	2,725	2,300	2,100	2,400	3,200	25,944
760180	KEAN ENTERPRISES	GUJRAT	-	-	-	-	-	-	4,800	2,000	3,500	2,600	2,200	3,200	18,300
770002	KARAKURAM MEDICAL STORE	SKARDU	200	42	120	120	300	-	-	80	-	-	-	-	872
770004	HAJI MEDICINE COMPANY	GILGIT	505	-	-	-	300	120	120	-	90	120	-	120	1,375
770010	UNITED MEDICAL HALL	MIRPUR (A.K.)	615	215	600	450	300	610	200	600	700	600	800	800	6,490
770012	NADEEM TRADERS	RAWALPINDI	9,649	7,477	7,600	7,600	10,400	5,660	7,860	10,000	13,600	7,800	12,800	7,600	107,846
770014	VIKOR ENTERPRISES	ABBOTTABAD	2,650	2,925	2,100	1,137	5,300	-	2,800	-	-	-	1,200	-	18,112
770225	NUSRAT PHARMA	KOTLI (A.K.)	200	200	400	200	800	700	200	400	200	600	800	1,200	5,700
780001	AZAD MEDICINE COMPANY	CHITRAL	200	400	-	-	300	-	-	-	-	-	-	-	900
780002	AMIN MEDICOS	BAJUR AGENCY	1,200	1,200	-	-	800	1,200	2,000	-	-	-	-	-	6,400
780003	NISSAN PHARMA	KOHAT	1,600	1,600	-	-	4,420	-	2,800	-	400	-	1,200	-	12,020
780004	HIRA ENTERPRISES	D. I. KHAN	1,005	1,600	-	-	2,800	-	2,400	-	-	-	-	-	8,705
780005	FARMA CON MARKETING INT'L	MARDAN	2,249	2,249	1,600	1,600	5,760	560	3,360	-	1,600	1,600	2,000	1,895	24,473
780006	NADEEM TRADERS	BANNU	1,600	1,800	1,200	500	4,200	-	2,400	-	-	400	1,600	-	13,500
780007	NADEEM TRADERS	MINGORA	1,800	1,800	20	230	5,320	380	2,400	-	-	-	-	-	11,750
780008	FARMA CON MARKETING INT'L	PESHAWAR	6,000	5,600	4,218	4,600	7,942	1,521	7,160	6,688	6,819	333	6,800	8,600	66,261
	MISC INSTITUTIONS	ALL PAKISTAN	18,358	13,218	24,148	7,897	8,445	5,321	7,469	4,689	4,736	7,521	9,522	9,401	120,735
	TOTAL :-		127,044	115,062	114,746	91,724	160,251	94,867	117,394	100,948	131,930	82,259	162,397	161,054	1,459,676

(116)



THYROXIN TABLETS 100'S

PRIMARY SALES 2011

D.Code	NAME OF DISTRIBUTOR	PLACE	Jan-11	Feb-11	Mar-11	Apr-11	May-11	Jun-11	Jul-11	Aug-11	Sep-11	Oct-11	Nov-11	Dec-11	TOTAL
710001	REAL CHANNEL	KARACHI	15,000	15,000	15,000	15,000	15,000	15,000	15,005	15,000	12,000	10,800	20,450	14,400	177,655
710002	QASIM & SONS	QUETTA	1,200	2,800	2,800	3,100	4,685	1,600	1,885	2,400	2,000	3,100	5,800	4,000	35,170
720001	AL-JELLANI MEDICOS	TRATTA	1,200	600	600	400	800	400	400	600	-	600	1,200	800	7,600
720002	DR FARID AHMED & COMPANY	HYDERABAD	104	2,436	2,600	2,600	4,600	2,600	2,600	2,600	2,600	2,600	7,400	5,902	38,642
720003	AKRAM AGENCIES	MIRPUR KHAS	147	700	700	645	925	645	245	700	700	-	2,145	2,525	10,077
720114	KAMR NAZEER & COMPANY	NAWABSHAH	1,600	-	1,500	1,500	2,500	1,200	1,200	-	1,200	1,200	3,725	-	15,625
730001	REHBAR ENTERPRISES	LARKANA	5,800	2,000	2,400	2,000	2,800	-	400	1,200	1,200	1,200	4,800	4,000	28,800
730002	ASIF MEDICOS	DADU	400	200	200	400	850	-	600	421	200	-	1,400	800	5,471
730004	PARAS MEDICINE HOUSE	JACOBABAD	2,375	1,600	1,360	1,360	1,000	-	-	-	400	-	2,400	2,400	12,895
730005	MILLAT DISTRIBUTORS	SUKOLR	200	2,000	2,000	2,000	2,700	2,000	2,000	2,000	2,000	2,000	6,800	4,700	30,400
730076	SUNNY DISTRIBUTORS	R. Y. KHAN	300	2,000	1,200	1,200	3,600	900	1,200	1,200	4,100	-	3,200	-	18,900
740006	FAISAL PHARMA	D. G. KHAN	6,000	2,400	2,400	-	3,554	-	400	2,800	4,800	-	5,520	4,050	31,824
740007	RASHEED BROTHERS	LAYYAR	697	600	600	800	1,800	1,800	600	1,400	2,450	-	1,200	4,400	15,147
740013	BALUCH ENTERPRISES	MULTAN	8,350	5,800	5,800	5,800	9,000	5,800	5,500	4,800	10,000	-	6,830	7,200	72,930
740015	ASLAM TRADERS	BAHAWALNAGAR	797	800	800	800	2,400	1,400	800	800	2,800	800	800	505	13,302
740077	ASLAM TRADERS	BAHAWALPUR	1,585	1,500	1,500	1,500	3,900	3,200	1,000	1,400	4,725	800	3,500	2,800	27,410
750001	NOOR DISTRIBUTORS	JHANG SADDAR	1,797	1,700	1,700	1,700	2,400	2,900	2,795	2,195	3,100	3,675	2,000	5,200	31,102
750002	PAARIS DISTRIBUTORS	FAISALABAD	4,781	4,500	3,300	3,300	4,700	5,300	4,755	4,475	4,700	1,600	6,230	7,555	55,196
750003	MOHAMMAD RAMZAN & SONS	MIANWALI	1,043	1,100	1,100	885	1,800	1,900	400	1,150	1,050	1,400	1,000	385	13,013
750005	SHAKEEL ENTERPRISES	SAHWAL	2,518	2,800	2,800	2,600	5,150	1,850	2,600	2,600	6,350	810	4,750	7,200	41,828
750038	MUDASSAR ENTERPRISES	SARGODHA	1,198	1,200	1,200	1,200	2,000	1,200	2,620	2,500	3,000	3,300	2,900	4,400	25,718
760001	RAHAT DISTRIBUTORS	NAROWAL	852	800	800	800	1,200	1,200	1,290	1,200	1,360	1,200	800	2,800	14,292
760002	Z. A. TRADERS	SIALKOT	1,230	1,400	1,200	1,200	1,800	2,000	2,420	2,100	2,000	3,200	2,600	5,620	25,770
760003	PAARIS DISTRIBUTORS	LAHORE	12,000	12,700	11,300	9,700	13,800	14,100	12,195	13,275	16,900	13,200	15,395	22,596	166,661
760004	BOKHARI TRADERS	M. BAHAUDDIN	605	600	280	600	1,200	1,600	800	800	1,150	300	680	1,600	10,215
760006	TANVEER ENTERPRISES	GHURANWALA	6,100	6,600	6,300	5,000	7,400	7,400	5,359	6,150	7,400	6,900	7,750	9,200	81,550
760011	S. A. PHARMACEUTICALS	JHELUM	1,494	1,500	1,500	1,500	2,200	2,700	2,325	2,725	2,300	2,100	2,400	3,200	25,944
760160	KBAN ENTERPRISES	GUJRAT	-	-	-	-	-	-	4,800	2,000	3,500	2,600	2,200	3,200	18,300
770002	KARAKURAM MEDICAL STORE	SKARDU	200	42	120	120	300	-	-	90	-	-	-	-	872
770004	RAJI MEDICINE COMPANY	GILGIT	505	-	-	-	300	120	120	-	90	120	-	120	1,375
770010	UNITED MEDICAL HALL	MIRPUR (A.K.)	615	215	600	450	300	610	200	600	700	600	800	800	6,490
770012	NADEEM TRADERS	RAWALPINDI	9,849	7,477	7,600	7,600	10,400	5,660	7,860	10,000	13,800	7,800	12,800	7,600	107,846
770014	VIKOR ENTERPRISES	ABBOTLABAD	2,850	2,825	2,100	1,137	5,300	-	2,800	-	-	-	1,200	-	18,112
770225	NUSRAT PHARMA	KOTLI (A.K.)	200	200	400	200	900	700	200	400	200	600	800	1,200	5,700
780001	AZAD MEDICINE COMPANY	CHITRAL	200	400	-	-	300	-	-	-	-	-	-	-	900
780002	AMIN MEDICOS	BAJUR AGENCY	1,200	1,200	-	-	800	1,200	2,000	-	-	-	-	-	6,400
780003	NISSAN PHARMA	KOHAT	1,600	1,600	-	-	4,420	-	2,900	-	400	-	1,200	-	12,020
780004	HIRA ENTERPRISES	D. I. KHAN	1,905	1,600	-	-	2,800	-	2,400	-	-	-	-	-	8,705
780005	FARMACON MARKETING INT'L	MARDAN	2,249	2,249	1,600	1,600	5,760	560	3,360	-	1,600	1,600	2,000	1,895	24,473
780006	NADEEM TRADERS	BANNU	1,600	1,800	1,200	500	4,200	-	2,400	-	400	1,600	-	-	13,500
780007	NADEEM TRADERS	MINGORA	1,800	1,600	20	230	5,320	380	2,400	-	-	-	-	-	11,750
780008	FARMACON MARKETING INT'L	PESHAWAR	6,000	5,600	4,218	4,600	7,942	1,521	7,160	6,688	6,819	333	6,800	8,600	66,261
	MISC INSTITUTIONS	ALL PAKISTAN	18,358	13,218	24,148	7,897	8,445	5,321	7,469	4,698	4,736	7,521	9,522	9,401	120,735
	TOTAL :-		127,044	115,062	114,746	91,724	160,261	94,857	117,394	100,948	131,930	82,259	162,397	161,054	1,459,676

(110)

THYROXIN TABLETS 100'S

PRIMARY SALES 2012

D.Code	NAME OF DISTRIBUTOR	PLACE	Jan-12	Feb-12	Mar-12	Apr-12	May-12	Jun-12	Jul-12	Aug-12	Sep-12	Oct-12	Nov-12	Dec-12	TOTAL
710001	REAL CHANNEL	KARACHI	3,200	-	-	-	-	-	-	6,000	16,035	50,031	15,767	11,638	102,672
710002	QASIM & SONS	QUETTA	400	-	-	-	-	-	-	-	5,900	6,000	5,600	2,400	20,300
720001	AL-JELLANI MEDICOS	THATTA	-	-	-	-	-	-	-	-	1,000	800	800	400	3,000
720002	DR. FARID AHMED & COMPANY	HYDERABAD	910	-	-	-	-	-	-	-	4,400	5,600	4,400	2,000	17,310
720003	AKRAM AGENCIES	MIRPUR KHAS	245	-	-	-	-	-	-	-	2,000	3,897	3,097	1,200	10,439
720114	AAMIR NAZEER & COMPANY	NAWABSHAH	-	-	-	-	-	-	-	-	2,800	3,600	4,000	2,000	12,400
730001	REHBAR ENTERPRISES	LARKANA	-	-	-	-	-	-	-	-	2,000	3,529	3,647	1,647	10,823
730002	ASIF MEDICOS	DADU	-	-	-	-	-	-	-	-	1,800	1,200	2,293	-	5,093
730004	PARA'S MEDICINE HOUSE	JACOBABAD	-	-	-	-	-	-	-	-	2,400	3,689	3,620	1,689	11,398
730005	MILLAT DISTRIBUTORS	SUKKUR	-	-	-	-	-	-	-	-	3,500	4,934	5,334	2,000	15,868
730076	SUNNY DISTRIBUTORS	R. Y. KHAN	420	-	-	-	-	-	-	-	2,800	2,869	2,869	10	8,899
740006	FAISAL PHARMA	D. G. KHAN	-	-	-	-	-	-	-	-	7,200	7,680	11,600	4,000	30,480
740007	RASHEED BROTHERS	LAYYAH	-	-	-	-	-	-	-	-	2,000	2,000	1,800	-	6,600
740011	BALUCH ENTERPRISES	MULTAN	-	-	-	-	-	-	-	-	8,000	7,600	13,200	-	28,800
740015	ASLAM TRADERS	BAHAWALNAGAR	280	-	-	-	-	-	-	-	2,400	2,400	2,000	800	7,880
740077	ASLAM TRADERS	BAHAWALPUR	-	-	-	-	-	-	-	-	3,200	3,200	4,790	1,600	12,790
750001	NOOR DISTRIBUTORS	JHANG SADDAR	-	-	-	-	-	-	-	-	3,200	4,400	2,200	1,600	11,400
750002	PAARIS DISTRIBUTORS	FAISALABAD	-	-	-	-	-	-	-	-	5,400	6,400	2,400	1,200	15,400
750003	MOHAMMAD RAMZAN & SONS	MIANWALI	-	-	-	-	-	-	-	-	2,200	1,400	800	400	4,800
750005	SHAKEEL ENTERPRISES	SAHIWAL	910	-	-	-	-	-	-	-	8,400	6,000	4,800	3,600	23,710
750038	MUDASSAR ENTERPRISES	SARGODHA	-	-	-	-	-	-	-	-	2,800	3,200	2,400	1,600	10,000
760001	RAHAT DISTRIBUTORS	NAROWAL	-	-	-	-	-	-	-	-	1,800	2,000	1,000	772	5,572
760002	Z. A. TRADERS	SIALKOT	-	-	-	-	-	-	-	-	3,200	4,374	2,400	1,200	11,174
760003	PAARIS DISTRIBUTORS	LAHORE	-	-	-	-	-	-	-	4,000	21,200	25,600	28,800	9,145	88,745
760004	BOKHARI TRADERS	M. BAHAUDDIN	-	-	-	-	-	-	-	-	1,800	800	800	-	3,200
760006	TANVEER ENTERPRISES	GUJRANWALA	-	-	-	-	-	-	-	-	5,200	5,200	7,600	2,000	20,000
760011	S. A. PHARMACEUTICALS	JHELUM	-	-	-	-	-	-	-	-	2,400	2,800	1,800	-	7,000
760160	KHAN ENTERPRISES	GUJRAT	-	-	-	-	-	-	-	-	3,448	3,200	3,800	862	11,110
770002	KARAKURAM MEDICAL STORE	SKARDU	-	-	-	-	-	-	-	-	800	200	100	200	1,300
770004	HAJI MEDICINE COMPANY	GILGIT	-	-	-	-	-	-	-	-	1,000	-	665	-	1,665
770010	UNITED MEDICAL HALL	MIRPUR (A.K.)	-	-	-	-	-	-	-	-	1,600	2,000	800	-	4,400
770012	NADEEM TRADERS	RAWALPINDI	2,660	-	-	-	-	-	-	16,000	22,000	15,800	23,200	8,000	88,660
770014	VIKOR ENTERPRISES	ABBOTTABAD	-	-	-	-	-	-	-	-	2,000	4,400	5,155	1,804	13,359
770225	NUSRAT PHARMA	KOTLI (A.K.)	-	-	-	-	-	-	-	-	1,600	1,800	400	-	3,800
780001	AZAD MEDICINE COMPANY	CHITRAL	-	-	-	-	-	-	-	-	986	-	-	-	986
780002	AMIN MEDICOS	BAJUR AGENCY	-	-	-	-	-	-	-	-	2,000	1,600	-	400	4,000
780003	NISSAN PHARMA	KOHAT	-	-	-	-	-	-	-	-	2,700	3,200	-	-	5,900
780004	HIRA ENTERPRISES	D. I. KHAN	-	-	-	-	-	-	-	-	2,700	2,530	3,521	1,200	9,951
780005	FARMACON MARKETING INT'L	MARDAN	-	-	-	-	-	-	-	-	4,800	4,535	3,225	533	13,093
780006	NADEEM TRADERS	BANNU	-	-	-	-	-	-	-	-	4,400	6,688	3,600	-	14,688
780007	NADEEM TRADERS	MINGORA	-	-	-	-	-	-	-	-	4,000	2,800	2,400	2,433	11,633
780008	FARMACON MARKETING INT'L	PESHAWAR	314	-	-	-	-	-	-	4,000	12,403	12,000	15,315	-	44,032
	MISC INSTITUTIONS	ALL PAKISTAN	1,350	-	-	-	-	-	-	-	34,162	6,494	6,027	4,399	52,432
	TOTAL :-		10,669	-	-	-	-	-	-	30,000	225,534	238,201	207,425	73,733	785,582

**THYROXINE TABLETS 100'S**  
**DISTRIBUTOR WISE PRIMARY SALES**

Dist Code	Distributors Name	Place	Jan-14	Feb-14	Mar-14	Apr-14	May-14	Jun-14	Jul-14	Aug-14	Sep-14	Oct-14	Nov-14	Dec-14	Total
710001	Real Channel	Karachi	18,805	12,340	8,819	35,002	-	10,002	28,176	59,532	49,587	20,000	24,000	15,200	242,263
720001	Al-Jillani Medicos	Thatta	260	720	35	450	-	400	600	400	1,000	800	400	-	4,665
710002	M. Qasim & Sons	Quetta	3,208	3,600	1,200	1,697	-	2,000	4,000	9,200	4,000	7,497	1,600	2,400	36,394
720003	Akram Agencies	Mirpurkhas	1,000	1,200	1,400	400	-	400	1,000	2,200	400	3,200	800	1,800	11,200
730002	Asif Medicose	Dadu	1,200	-	800	300	-	200	600	1,000	700	800	700	800	5,400
720002	Dr. Farid Ahmed & Company	Hyderabad	3,600	4,800	4,000	2,400	-	1,600	2,400	7,600	7,000	6,000	5,200	5,600	38,400
720114	Aamir Nazeer & Co.	Nawabshah	1,200	1,200	1,800	1,200	-	800	2,000	6,800	3,200	4,000	3,200	800	22,000
730005	Millat Distributors	Sukkur	2,400	400	2,400	4,000	-	1,600	2,800	10,400	3,085	4,000	3,200	2,000	31,095
730001	Rahber Distributors	Larkana	2,000	2,800	1,600	2,000	-	800	1,400	5,200	4,000	6,000	6,000	400	25,800
730004	Paras Medicines	Jacobabad	1,197	-	800	800	-	800	1,400	6,000	-	1,800	-	400	12,597
730076	Sunny Distributor	R. Y. Khan	2,000	1,600	800	2,000	1,200	1,200	800	2,000	3,600	3,934	2,800	2,000	19,134
740077	Aslam Traders	Bahawalpur	2,100	1,800	2,000	2,600	1,200	1,000	1,200	3,000	2,400	2,800	3,400	3,200	20,100
740015	Aslam Traders	Bahawalnagar	700	600	-	200	400	400	1,200	2,600	1,200	1,600	1,300	1,000	8,900
740011	Baloch Enterprises	Multan	4,800	5,600	2,000	6,400	4,000	6,400	2,280	18,000	14,000	6,000	2,800	2,400	69,480
740006	Faisal Pharma	D.G. Khan	-	-	-	3,004	-	3,400	2,400	4,000	4,800	3,200	2,400	599	20,604
750005	Shakeel Ent	Sahiwal	2,558	2,000	2,000	3,572	559	3,000	1,600	3,600	12,000	3,224	7,000	2,000	34,113
740007	Rasheed Brothers	Layyah	800	800	800	1,600	-	400	1,600	2,000	3,700	3,300	1,600	2,488	15,000
750001	Noor Distributors	Jhang	1,600	2,400	2,000	3,000	-	800	2,000	3,600	6,400	2,000	4,000	3,000	23,800
750008	Sameel Enterprises	Faisalabad	8,000	4,400	10,400	7,000	-	1,730	5,600	14,800	20,800	4,000	18,000	4,000	76,730
750038	Mudassar Enterprises	Sargodha	2,050	2,000	1,200	3,600	-	800	2,000	4,000	7,650	2,000	8,000	2,006	25,300
760001	Rahat Distributors	Narowal	800	800	800	1,000	24	340	800	800	1,200	1,600	1,600	800	8,164
760002	Z. A. Traders	Sialkot	4,000	3,200	2,800	2,000	100	721	1,800	3,200	5,200	3,600	3,600	3,600	26,621
760003	Paaris Distributors	Lahore	22,000	16,000	12,000	29,700	1,200	10,480	22,400	43,200	60,000	21,800	21,800	4,000	238,580
760004	Bokhari Traders	M.B. Din	-	800	800	800	-	300	800	1,000	1,600	800	1,600	-	6,900
760006	Tanveer Enterprises	G.Wala	3,600	3,200	2,000	10,800	-	1,430	4,400	13,800	22,800	-	-	-	62,030
760160	Khan-Medicine Co.	Gujrat	1,600	2,800	3,200	800	-	625	1,200	2,600	3,300	2,000	8,000	2,000	18,425
750003	RAMZAN & SONS CHEMISTS	Mianwali	200	1,000	1,110	1,200	400	400	2,160	1,580	1,200	1,000	1,600	1,600	10,250
760011	S.A. PHARMACEUTICALS	Jhelum	400	1,600	2,000	2,400	800	1,200	1,200	3,020	2,400	2,800	1,200	2,000	17,820
770002	KABAKURAM MED. STORE	Skardu	-	100	300	50	-	100	170	320	300	80	-	100	1,420
770004	HAJI MEDICINE COMPANY	Gilgit	400	-	-	-	-	100	350	640	200	50	-	800	1,740
770010	UNITED MEDICAL HALL	Mirpur	800	400	400	800	400	400	1,100	1,288	1,600	400	400	-	7,588
770012	NADEEM TRADERS	Rawalpindi	6,266	12,000	11,284	5,200	4,000	8,500	3,200	-	-	-	-	-	50,450
770015	DRUG SERVICES	Rawalpindi	-	-	-	-	-	-	2,400	13,600	25,000	12,000	10,000	15,600	52,900
770014	VIKOR ENTERPRISES (PVT)	Abbottabad	50	900	-	600	-	1,000	3,200	3,900	5,600	2,400	2,400	-	16,750
770225	NUSRAT PHARMA	Kotli	-	400	80	200	-	400	600	1,000	1,000	300	200	-	3,980
780001	AZAD MEDICINE COMPANY	Chitral	-	-	-	30	-	100	100	300	-	-	-	-	530
780002	AMIN MEDICOS	Bajour	800	200	400	700	-	400	600	1,500	-	400	800	800	4,800
780003	NISSAN PHARMA	Kohat	800	-	1,200	1,800	-	800	1,600	2,200	2,200	1,800	-	1,200	12,200
780004	HIRRA ENTERPRISES	D.I. Khan	-	1,600	400	-	800	800	1,400	2,200	2,600	816	2,000	400	10,616
780005	FARMACON MARKETING	Mardan	800	1,200	1,200	2,800	-	800	5,071	3,800	11,000	1,650	400	3,400	28,221
780006	NADEEM TRADERS	Bannu	1,200	800	1,200	400	400	800	2,000	4,600	1,400	900	-	400	13,700
780007	NADEEM TRADERS	Mingora	700	850	1,250	1,900	400	800	1,600	4,000	2,200	2,300	1,700	1,300	16,100
780008	FARMACON MARKETING	Peshawar	10,134	7,000	24	5,600	1,253	5,795	4,200	15,834	5,707	10,426	2,000	5,200	65,973
760124	MEDISERVE INTERNATIONAL	Lahore	400	800	300	400	400	1,600	2,000	2,400	2,800	2,000	1,600	1,200	13,100
	MISC INSTITUTIONS	ALL PAKISTAN	1,990	1,651	7,847	5,555	1,230	1,908	2,745	11,889	4,572	4,776	6,528	5,549	44,163
			20,200	20,561	29,229	55,760	18,766	27,756	27,756	101,603	133,741	136,555	165,521	101,520	777,990



THYROXINE TABLETS 100'S  
PRIMARY SALES YEAR 2015

D. Code	Name	Jan-15	Feb-15	Mar-15	Apr-15	May-15	Jun-15	Jul-15	Aug-15	Sep-15	Oct-15	Nov-15	Dec-15	Jan-16	Feb-16	TOTAL
710001	REAL CHANNEL KARACHI	13,200	-	24,000	-	3,200	12,800	5,000	40,010	40,000	15,000	12,800	21,200	22,000	35,800	187,210
710002	QASIM & SONS, QUETTA	3,200	4,000	1,200	2,800	2,400	-	1,200	3,200	2,000	4,800	4,800	6,800	4,800	6,400	36,400
720001	AL JILLANI MEDICOS THATTA	600	400	500	-	500	263	400	310	510	200	630	325	720	380	4,638
720002	DR.FARID AHMED & CO, HYDERABAD	4,800	4,000	400	2,800	2,000	4,000	4,400	3,000	4,400	7,200	6,000	6,800	2,800	7,600	49,800
720003	AKRAM AGENCIES M.P.KHAS	1,600	800	900	-	1,150	600	800	900	-	792	560	1,600	1,200	2,400	9,702
720114	AAMIR NAZEER & COMPANY N.SHAH	-	-	400	800	1,200	1,600	1,200	1,600	1,200	800	3,200	800	2,800	3,200	12,800
730001	REHBER ENTERPRISES LARKANA	-	400	2,400	800	2,000	1,600	2,000	3,600	3,200	1,600	2,000	2,000	5,200	5,200	21,600
730002	ASIF MEDICOS DADU	700	600	600	600	550	650	500	800	-	1,800	1,000	800	1,000	600	8,600
730004	PARAS MEDICINES HOUSE	-	1,600	1,600	-	-	400	800	800	1,600	400	1,200	800	800	1,200	9,200
730005	MILLAT DISTRIBUTORS SUKUR	1,200	3,200	-	2,000	1,200	-	5,200	-	4,400	800	5,200	2,000	5,600	4,000	25,200
730076	SUNNY DISTRIBUTORS R.Y.KHAN	1,600	1,200	1,600	800	1,000	1,200	1,800	1,600	2,800	800	1,200	2,000	2,800	3,200	17,600
740006	FAISAL PHARMA D.G.KHAN	-	-	1,600	2,400	-	1,200	1,600	400	2,400	800	4,000	2,800	800	1,200	17,200
740007	RASHEED BROTHERS LAYYAH	2,000	2,000	1,200	400	1,600	1,200	1,200	1,200	1,200	400	400	1,210	1,200	2,000	14,010
740011	BALUCH ENTERPRISES MULTAN	9,600	4,000	7,600	2,359	4,800	5,200	5,200	4,000	8,400	3,200	6,000	12,139	8,000	8,800	74,518
740015	ASLAM TRADERS B.NAGAR	1,516	2,000	800	1,200	800	1,200	400	1,200	800	1,200	800	800	1,600	2,400	12,716
740077	ASLAM TRADERS B.PUR	3,600	3,600	600	1,400	2,000	2,400	1,600	3,600	2,600	1,400	3,400	2,000	3,600	4,200	28,200
750001	NOOR DISTRIBUTORS JHANG	1,000	-	1,600	1,000	5,000	3,000	3,000	3,300	-	2,000	3,000	3,539	2,000	4,400	25,839
750003	RAMZAN & SONS CHEMISTS M.WALI	400	400	800	-	-	-	-	-	-	-	-	-	-	-	1,600
750005	SHAKEEL ENTERPRISES SAHIWAL	-	7,000	-	-	1,969	2,538	2,538	2,200	3,400	3,200	5,800	2,000	2,600	4,800	30,645
750008	SAMEEL ENTERPRISES FAISALABD	1,000	5,600	6,600	3,000	5,000	6,000	9,000	5,500	13,400	10,800	7,230	13,601	8,800	18,000	86,731
750009	NOOR PHARMA LINK MIANWALI	-	-	2,250	1,200	549	800	1,350	660	340	570	1,100	1,390	1,990	2,900	10,209
750038	MUDASSAR ENTERPRISES SARGODHA	8,000	2,000	2,000	-	2,000	-	2,000	2,000	3,200	9,800	2,000	7,200	2,000	6,000	40,200
760001	RAHAT DISTRIBUTORS NAROWAL	1,200	800	800	400	800	1,200	800	800	400	800	400	1,600	800	2,400	10,000
760002	Z.A.TRADERS SIALKOT	2,000	2,000	800	1,200	5,200	800	1,600	3,600	3,600	2,000	3,600	7,200	1,600	6,400	33,600
760003	PAARIS DISTRIBUTORS LAHORE	8,000	20,000	12,000	20,000	12,000	24,000	16,000	16,800	24,000	22,000	18,000	42,058	22,105	33,200	234,858
760004	BOKHARI TRADERS M.B.DIN	400	400	1,200	400	400	400	1,200	-	1,200	-	800	1,200	400	800	7,600
760006	TANVEER ENTERPRISES G.WALA	4,000	2,000	2,000	2,000	-	400	-	5,200	5,200	8,000	8,000	7,600	-	24,000	44,400
760011	S.A. PHARMACEUTICALS JHELUM	1,200	1,600	1,600	1,200	1,200	1,200	1,600	800	2,400	2,400	1,600	2,000	3,600	3,200	18,800
760160	KHAN MEDICINE COMPANY	6,000	-	-	-	2,000	2,000	3,200	2,000	4,000	3,200	-	6,800	-	6,000	29,200
770002	KARAKURAM MEDICAL STORE	-	200	-	100	-	100	100	150	-	100	200	250	100	400	1,200
770004	HAJI MEDICINE COMPANY	-	-	-	-	-	-	-	-	-	-	100	200	200	400	300
770010	UNITED MEDICAL HALL MIRPUR AK	400	400	400	-	-	400	200	250	800	400	600	1,000	400	400	4,850
770014	VIKOR ENTERPRISES LTD	1,200	1,055	1,200	1,200	1,600	2,000	2,000	1,600	1,600	1,200	3,207	2,000	4,400	2,800	19,862
770015	DRUG SERVICES RAWALPINDI	6,000	12,800	6,000	10,000	4,800	10,800	2,000	8,000	18,000	4,000	16,000	12,600	14,563	22,000	111,000
770225	NUSRAT PHARMA KOTLI	400	-	800	-	400	400	600	300	-	600	200	500	400	800	4,200
780001	AZAD MEDICINE COMPANY CHITRAL	-	-	-	-	-	20	20	20	30	20	-	20	-	10	130
780002	AMIN MEDICOS BAJOUR	400	1,200	400	400	400	-	800	-	-	200	400	600	400	800	4,800
780003	NISSAN PHARMA KOHAT	1,600	1,200	1,200	400	1,200	400	1,200	800	-	-	400	400	1,600	1,600	8,800
780004	HIRRA ENTERPRISES D.I.KHAN	1,200	-	-	400	800	1,600	1,600	1,200	800	800	1,600	1,200	1,200	1,600	11,200
780005	FARMACON MARKETING MARDAN	1,400	1,000	2,200	3,400	-	800	1,200	1,600	3,600	2,200	2,700	5,000	1,200	5,400	25,100
780006	NADEEM TRADERS BANNU	400	800	1,600	-	400	400	1,800	200	800	400	2,400	604	2,800	1,200	9,804
780007	NADEEM TRADERS MINGORA	1,600	1,540	900	-	200	400	800	700	700	800	1,458	1,645	912	1,737	10,143
780008	FARMACON MARKETING PESHAWAR	4,000	6,800	7,500	8,000	-	4,800	2,000	6,200	6,800	4,800	10,000	11,249	4,400	7,600	72,149
	INSTITUTION SALES	6,705	5,578	5,245	7,524	2,397	6,172	5,476	3,930	6,001	4,709	4,699	5,658	5,038	4,372	64,094
	Total Units	102,121	102,173	103,295	80,183	72,715	104,943	95,384	134,030	175,781	126,191	150,684	203,208	148,428	251,799	1,450,708

THYROXINE TABLETS 100'S  
PRIMARY SALES YEAR 2016

D. Code	Name	Jan-16	Feb-16	Mar-16	Apr-16	May-16	Jun-16	Jul-16	Aug-16	Sep-16	Oct-16	Nov-16	Dec-16	TOTAL
710001	REAL CHANNEL KARACHI	22,000	26,600	27,600	16,800	34,511	17,196							144,707
710002	QASIM & SONS, QUETTA	4,800	5,600	7,200	798	800	3,200							22,398
720001	AL JILLANI MEDICOS THATTA	720	380	100	810	600	550							3,160
720002	DR.FARID AHMED & CO, HYDERABAD	2,800	5,600	5,000	6,000	6,000	7,200							32,600
720003	AKRAM AGENCIES M.P.KHAS	1,200	2,000	1,200	1,300	1,200	1,200							8,100
720114	AAMIR NAZEER & COMPANY N.SHAH	2,800	2,400	1,600	2,400	1,600	2,000							12,800
730001	REHBER ENTERPRISES LARKANA	5,200	2,400	4,400	1,600	2,400	2,800							18,800
730002	ASIF MEDICOS DADU	1,000	200	800	1,200	1,200	300							4,700
730004	PARAS MEDICINES HOUSE	800	800	1,600	1,200	1,200	1,200							6,800
730005	MILLAT DISTRIBUTORS SUKKUR	5,600	3,200	1,200	3,600	1,600	4,000							19,200
730076	SUNNY DISTRIBUTORS R.Y.KHAN	2,800	2,000	2,400	2,400	2,400	800							12,800
740006	FAISAL PHARMA D.G.KHAN	800	800	2,000	4,000	1,600	-							9,200
740007	RASHEED BROTHERS LAYYAH	1,200	1,600	1,600	800	1,600	-							6,800
740011	BALUCH ENTERPRISES MULTAN	8,000	8,800	3,600	11,600	4,014	4,000							40,014
740015	ASLAM TRADERS B.NAGAR	1,600	1,600	1,600	1,200	1,400	1,200							8,600
740077	ASLAM TRADERS B.PUR	3,600	3,400	2,400	3,200	3,400	800							16,800
750001	NOOR DISTRIBUTORS JHANG	2,000	4,400	1,000	3,000	2,800	800							14,000
750005	SHAKEEL ENTERPRISES SAHIWAL	2,600	800	8,000	2,600	5,200	-							19,200
750008	SAMEEL ENTERPRISES FAISALABD	8,800	18,000	-	9,000	8,000	6,000							49,800
750009	NOOR PHARMA LINK MIANWALI	1,990	1,800	2,500	650	1,000	1,520							9,460
750038	MUDASSAR ENTERPRISES SARGODHA	2,000	6,000	2,400	5,200	2,800	3,200							21,600
760001	RAHAT DISTRIBUTORS HAROWAL	800	1,600	1,600	1,600	800	1,200							7,600
760002	Z.A.TRADERS SIALKOT	1,600	5,600	1,600	2,000	3,200	2,400							16,400
760003	PAARIS DISTRIBUTORS LAHORE	22,105	26,000	29,200	24,800	22,019	18,400							142,524
760004	BOKHARI TRADERS M.B.DIN	400	800	400	1,200	800	1,200							4,800
760006	TANVEER ENTERPRISES G.WALA	-	24,000	-	-	-	-							24,000
760013	S.A. PHARMACEUTICALS JHELUM	3,600	2,400	2,000	1,600	2,400	1,600							13,600
760160	KHAN MEDICINE COMPANY	-	6,000	2,000	4,000	4,000	-							16,000
770002	KARAKURAM MEDICAL STORE	100	300	200	200	50	50							900
770004	HAJI MEDICINE COMPANY	200	200	200	200	-	100							900
770010	UNITED MEDICAL HALL MIRPUR AK	400	200	600	600	400	400							2,600
770014	VIKOR ENTERPRISES LTD	4,400	1,600	2,400	2,400	2,000	1,600							14,400
770015	DRUG SERVICES RAWALPINDI	14,563	-	34,000	12,000	11,200	12,000							83,763
770225	NUSRAT PHARMA KOTLI	400	800	200	500	500	600							3,000
780001	AZAD MEDICINE COMPANY CHITRAL	-	10	20	10	50	20							110
780002	AMIN MEDICOS BAJOUR	400	600	400	600	400	600							3,000
780003	NISSAN PHARMA KOHAT	1,600	1,600	800	1,600	1,200	2,000							8,800
780004	HIRRA ENTERPRISES D.I.KHAN	1,200	1,600	800	1,600	800	400							6,400
780005	FARMACON MARKETING MARDAN	1,200	4,400	9,000	4,200	3,022	3,600							19,422
780006	NADEEM TRADERS BANNU	2,800	800	800	2,800	800	800							8,000
780007	NADEEM TRADERS MINGORA	912	1,450	754	1,601	1,519	1,589							7,825
780008	FARMACON MARKETING PESHAWAR	4,400	5,200	7,400	6,400	7,700	7,085							38,185
	INSTITUTION SALES	5,038	3,799	11,428	5,592	12,572	3,775							42,204
	Total Units	148,428	187,339	178,002	154,061	160,757	117,985	-	-	-	-	-	-	945,972

STOCK POSITION AS ON 29TH JUNE -2016

KARACHI	28,917
MULTAN	19,819
LAHORE	145
ISLAMABAD	12,930
TOTAL :-	61,814



# TRANSPARENCY INTERNATIONAL-PAKISTAN

5-C, 2nd Floor, Khayaban-e-Ittehad, Phase VII, Defence Housing Authority, Karachi. Tel: (92-21)-35390408, 35390409, Fax: 35390410 E-mail: ti.pakistan@gmail.com Website: www.transparency.org.pk

Amir - J

1

*This complaint is very serious. A committee must be formed to investigate the matter. DRAP is not doing its job. It is a disgrace. We need to take action against the members of DRAP who are involved in this. The government should take steps to ensure that such a situation does not arise again. We will continue to monitor the situation and report back to the public.*

13 June 2016

TL16/06/1A

Mr. Ayub Shaikh,  
Secretary,  
Ministry of Health,  
Government of Pakistan  
Islamabad.

Sub: Black marketing of 4 commonly used Medicines of M/s GSK and M/s Zafa by creating artificial shortage with connivance of Ministry of Health causing over Rs 8 Billion per annum extra profit.

Dear Sir,

Transparency International Pakistan has received a complaint on the black marketing of 4 commonly used Medicines of M/s GSK and M/s Zafa, Thyroxine tab, Motival tab, Panadol CF tab, and Folic acid tab by creating artificial shortage with connivance of Ministry of Health reaping over Rs8 Billion per annum extra profit.

The complainant has made following allegations;

That,

1. Since last over 10 years M/s Glaxo Smith Kline (GSK) and M/e Zafa in connivance with, Director General (health) in recent past and at present DRAP have been making artificial shortage of Thyroxine tab, Motival tab, Panadol CF tab, and Folic acid tab, and selling it at 400% to 500% extra cost through retailers.
2. Even today all the four medicine are short and extra money is allowed to be made by DRAP.
3. The approved price of Folic Acid manufactured by M/s Zafa is Rs 32/100 tab, but it is being sold in market at over Rs 150. This is a very common medicine taken in pregnancy and deficiency of B vitamin. Its daily consumption in Pakistan is in millions. In order to make money M/s Zafa has created a critical shortage of Folic Acid, which is available in black at over Rs 150/100. DRAP is sleeping on this act of black marketing since last 4 years. Over Rs 500 million/annum extra profit is made on this one medicine only.
4. Another new Medicine by name of Folic Acid Plus has been introduced which is being sold at Ra 130/100 by a new company Zafa International Health Care and is facilitated by DRAP and Federal government which in connivance with Pharma companies (lobbyist of Pharma Cos are very active in DRAP and GoP) did not notify prices under Alternative Medicines and Health Products (Enlistment) Rules, 2014 notified (SRO 412). And all those manufacturers who were previously selling their registered products at fixed prices, are allowed to make money by manufacturing

*pl put up draft letter seeking comments/report from DRAP and nomination of members from TI*

DS (A)

DS (A)

16.6.2016

SO (DRAP)

16/6/16

4208  
By No. Secy (H&F)  
Dated: 16-6-2016

Dy. No. 23/8 JS (A)  
Dated: 15/6/16

Dy. No. 1727 JS (A)  
Dy. No. 16-6-16  
Dated: 16-6-16





2

Vitamins under cover of Nutraceutical Products. No price fixation policy for Nutraceutical Products has been given deliberately by the Ministry of Health since last 15 years under pressure of Pharmaceutical Firms. This fact needs to be investigated as to who are responsible for 15 years delay.

5. Thyroxine sole medicine for treatment of Thyroid disorder by M/s GSK is a special story.

Ministry of Health (defunct) granted licenses of Thyroxine tablets during 2006/9 to M/s Glaxo Smith Kline (GSK) and about 07 other manufacturers M/s Global, Dosaco, Platinum, Munawar, Syntex, Danas, Libra, Healer to be sold at a Maximum Retail Price for 100 tablets ranges from Rs.6 to Rs.12/-. All these brands of Thyroxine were available in market.

Over a period of time, M/s GSK in connivance with officers of MOH played very smartly and was able to get a very handsome increase in MRP of the product many times, from Rs 6 to Rs 12 in 2005, to Rs 25 in 2009, Rs 50 in 2012, and Rs 100 in 2013. MOH allowed 400% price increase in short period of 4 years, which is a crystal clear proof of collusion of firm with MoH.

All other brands are stopped at maximum MRP of Rs.12. No other brand of thyroxin tablet was entertained for MRP increase of even a single rupee by Ministry of Health. This whole scenario manipulated by M/s GSK gave them a Monopoly over all mother manufacturers who were not in a position to make a quality product. Millions of patients have been left up to the mercy of M/s GSK due to favoritism done by DRAP and Ministry of National Health Services, Regulations and Coordination. M/s GSK even now is selling Thyroxin tablets only to blue eyed distributors, who are involved in selling of Thyroxine tablets in black market at a very exorbitant price (Rs.300-500/-). Now availability situation of Thyroxine tablets is highly alarming and for eye wash M/s GSK provide Thyroxine tablets at selected medical stores of big cities at MRP of Rs.100/- while it is not even available in medical store of any medium and small city and patients have been compelled to purchase Thyroxine tablets @ Rs.300-500/- in black market. This practice is being followed since many years and resulted in an organized crime worth billions of rupees annually involving M/s GSK, DRAP and M/o National Health Services, Regulation and Coordination.

6. Same is the situation of black marketing of M/s GSK. Another product. Panadol CF tab. By creating artificial shortage in market since last one years, it is available in Black at Rs 100/10 against approved price of Rs 20/10 tabs. This is very common medicine and used for cold, influenza and fever. Daily usage is in millions, and by over charging Rs 9 over each tablet, the company is making extra profit of over Rs 1-1.5 billion per annum.

7. Motival tab. of M/s GSK is also being sold in black, Its approved price is Rs 3 per tab, and in market it is sold at Rs 15 per tab. This is very common tranquilizer and being used by millions daily. At Rs 12/tab over charging, company is making extra profit of over Rs 2-3 billion annually.

8. In these 4 medicine over Rs 8 billion annually are looted from public by the two firms in connivance with DRAP and M/o National Health Services, Regulation and Coordination. NAB, FIA and Anticorruption Departments have never taken any action against the gangs who are continuing this malpractice since years.



9. DRAP and Ministry of National Health Services, Regulation and Coordination are also not investigating the fact that pharmaceutical manufacturers import raw materials under Drug (Import & Export) Rules, 1976 and enjoy rebate on duties and taxes after importing these raw materials. Later on, these manufacturers sell these materials in open market to other users at very high prices which is against the drug law & a criminal act. Most of the manufacturers involved in production of counterfeit medicines use the same raw material after adulteration & play with innocent lives.

TI Pakistan has examined the complaint. Media has also been very active in pointing out these particular fraud since last many years, and few such reports are attached.

The Secretary is requested to take urgent action for immediate availability of all 4 medicines at approved prices in market within days .

About the allegation of following collusion, an inquiry may be held to determine the roles of Pharmaceutical companies and officers of GoP in over Rs 10 billion annual cheating public at large and if the allegations are found correct, recommend the NAB authorities to take action against all those who are responsible for the mis-use of authority for private gain, under NATO 1999, Section 9.

1. Undue favor to GSK in increase price of Thyroxine from Rs 12/100 to Rs 100/100, and denying other 6 manufacturer. Benefit given in 10 years amounts to over Rs 5 billion, which if proved needs to be recovered. .
2. Sale of raw material in market.
3. Blackmailing of 4 medicines by charging 400% above approved price, causing extra profit of Rs 8 billion/annum, which if proved need to be recovered. .

Transparency International Pakistan is striving for across the board application of Rule of Law, which is the only way to stop corruption.

With Regards,

Sohail Muzaffar  
Chairman

Encl: News reports.

Copy forwarded for necessary action as per rules for immediate action in public interest to,

1. Secretary to Prime Minister, Islamabad.
2. Chairman, NAB, Rawalpindi.
3. Chairman, Prime Minister's Inspection Commission, Islamabad.
4. Registrar, Supreme Court of Pakistan, Islamabad.

# DAWN

## Shortage of Thyroxine tablets

FROM THE NEWSPAPER — PUBLISHED JUL 04, 2012 12:02AM

**THIS refers to the letter 'Thyroxine tablets' by Mrs Shirin Tayebi (June 25). I fully sympathise with the writer as I myself am a regular user of thyroxine tablets and often face shortage of locally-manufactured tablets.**

To get around this problem of chronic shortages, I have resorted to buying imported brands which are freely available at large pharmacies in Karachi.

The foreign brands do not come at prohibitive prices and in addition provide me with the satisfaction of consuming a genuine medicine.

*MRS MAHMUDA KHANUM Karachi*

## Dawn

### Price issue persists Thyroxine shortage haunts patients

ASIF CHAUDHRY — PUBLISHED JUL 27, 2012 03:26AM

**LAHORE, July 26:** The only pharmaceutical company locally manufacturing life-saving thyroxine drug has 'almost stopped' its production, which has led to the shortage of the medicine all over the country. One of the major reasons behind low production of thyroxine was the pricing issue, a source close to the company's management told Dawn. The company was manufacturing thyroxine tablet for the cure of life-threatening disease at retail price of 50 paise only.

If immediate solution to this problem was not found out, it might lead to a health disaster as lives of hundreds of thousands of patients were at grave risk, the source said.

A patient with thyroid problem is advised the drug for the rest of his life, a consultant says.

The source said seven pharmaceutical companies including GlaxoSmithKline had been given registration to produce thyroxine.

He said ever since the registration had been granted, six of these companies were not manufacturing the drug owing to its low pricing issue and the only one had almost stopped its production.

Of the six pharmaceutical companies, Danas Pharma was granted registration for the production of the drug thyiril of 50 mcg, Dosaco Pharma for thyroxine of 50 mcg, Global Pharma for thyroxine of 50 mcg, Platinum Pharma for thyrox of 50 mcg, Pharmedic for thyrox of 50 mcg and Syntax Pharma for thyrotex of 50 mcg. Each drug was supposed to carry pack size of 100 tablets.

He said the medicine under generic name also was not available in the local market. He said the federal government and the Drug Regulatory Authority (DRA) were clueless how to address the shortage of the drug.

Pakistan Pharmaceutical Manufacturers Association President Muhammad Asad Khwaja said though the country was facing acute shortage of the life-saving drug, the situation would turn normal in a few weeks



or so. He said the federal government had revised price of the drug on the repeated requests of companies two months ago. As the price increase was not reasonable, the companies were reluctant to produce the drug.

The government had increased Rs10 to Rs20 per pack of 100 tablets of thyroxine drug, he said.

Mr Khwaja, who is owner of Global Pharma, said his company had started producing the drug shortly after the revision of its price.

“The association is in contact with some pharmaceutical companies and I hope they would start production of the life-saving drug within a few weeks,” he said.

The source said an alternate imported drug was available at the cost Rs500 for a pack size of 100 tablets but the consultants advise the use of local medicine.

Meanwhile, hoarders, stockists and distributors have taken its price to its peak. They are selling thyroxine pack of 100 tablets at Rs350 against its actual price of Rs50.

The medical store owners have prepared lists of customers to sell the drug at the price of their choice,” a pharmacist said, adding that the black marketeering of the drug was going on unchecked.

A medical expert says a small decline in the production of thyroid hormones can have dramatic effects on the cells of the brain, heart, liver, kidney, skin and bones.

## Dawn

### Thyroxine goes short; pricey version available in black

ASIF CHAUDHRY — PUBLISHED AUG 30, 2014 05:29AM

LAHORE: Shortage of thyroxine – a life-saving drug -- has again hit the market across Punjab, forcing patients to purchase it on inflated rates from specified dealers and pharmacies.

This acute shortage of the drug has been witnessed after a gap of two years. The first large-scale and countrywide chronic shortage was reported in 2012 and the reason was said to be its pricing. Now, once again it is unavailable in the local market and patients are buying it in black on almost double the rate.

Some major reasons behind the shortage is said to be its short shelf life, low production, pricing and hoarding by some distributors and retailers for blind profit in the black market.

Available in 25 microgram, 50 microgram and 100 microgram tablets, thyroxine plays an important role in regulating many of the body's metabolic functions, a senior medical expert says.

“Thyroxine has a very long action in the body and is taken as a single dose daily, usually in the morning preferably before breakfast,” he added. He said the drug is advised to a patient to be used for life.

An official privy to information told Dawn in view of the drug's first chronic shortage, the Drug Regulatory Authority Pakistan (DRAP) had asked some pharmaceutical companies to produce it to meet its countrywide demand. But a short while later, the firms stopped production due to its low price. Only GlaxoSmithKline, however, continued. The DRAP asked the GlaxoSmithKline management to increase the drug's supply according to demand. “Pricing is not the issue behind the shortage,” DRAP Pricing Director Amanullah told Dawn. He said a gap between demand and supply is the main reason that occasionally led to its shortage.

DAWN

## Multinationals hike drug prices by 15pc

ASIF CHAUDHRY — UPDATED FEB 12, 2016 07:42AM

LAHORE: Six multinational pharmaceutical companies have increased the prices of medicines by 15 per cent without approval from the Drug Regulatory Authority of Pakistan (Drap), triggering a controversy over the drug pricing mechanism in the country.

According to a senior official, the move has led to an artificial shortage of medicines. He said the companies which had increased the prices were GlaxoSmithKline (GSK), Sanofi-aventis, Abbott Laboratories, Novartis, Otsuka and Reckitt Benckiser. The medicines produced by the companies, he added, were used for the treatment of cardiac ailments, blood pressure, weakness, fever and as painkillers. Some of them were recommended to women during pregnancy.

He said that because patients were already suffering due to the high cost of drugs, a 15pc increase in their prices would only compound their problems.

The pharmaceutical companies, he explained, had directed their staff to charge customers as per the new rates, causing a shortage of many life-saving drugs and creating space for 'mafia' to move in and take advantage of the situation by fleecing patients.

Some pharmaceutical firms had directed their staff to retrieve unsold stocks from the market and update the prices, the official said.

"The companies have increased the prices on their own," said Dr Mohammad Aslam Afghani, the Drap's chief executive officer. "Drap had no role in this move." He explained that Drap's drug pricing committee had not raised the prices. "The multinational companies increased the prices after claiming that the Sindh High Court had granted them permission and later they got a stay order from the court," he said, adding that Drap would challenge the decision and have the stay vacated.

In response to the controversial move, the Punjab government ordered the district administrations to thwart attempts to increase the prices through regulations. In a notice issued on Feb 8, Punjab's chief drug controller, Dr Zakaur Rehman, directed all drug controllers, deputy drug controllers and drug inspectors to frequently visit the markets and prepare a list of companies that had increased their prices.

"You are further directed to probe the issue of non-availability/acute shortage of some potentially required medicines in the market and furnish the list of non-available/less available drugs sold at more than MRPs," he said.

The notice also named the six multinational pharmaceutical companies which had increased the prices.

One of these companies, GSK, wrote a letter to wholesalers and cited the reasons behind the price hike. A copy of the letter is available with Dawn.

The letter said that GSK had filed several cases for the hardship price increase of certain products with Drap in 2012.

"As three years lapsed and the cases remained pending despite the statutory assurance by Drap to provide relief through the Drug Pricing Policy 2015, we were constrained to seek enforcement of hardship price increase through the Sindh High Court," it said.

The company informed the wholesalers and distributors that prices of drugs including Panadol 500mg, Panadol Extra, Panadol CF, Panadol drops, Actifed P Elixir, and Actifed DM cough syrup had gone up.

Senior pharmacist and legal expert Noor Mohammad Mahar condemned the price hike and said it had created serious problems for poor patients.

He said the companies in question were already earning good profits from their products.

Mr Mahar held the Drap's senior officials responsible for the hike. "They are behind this move. They (also) did nothing when these multinational companies increased prices by 15pc in 2013."

Aamir Shafaat Khan in Karachi adds: The multinational companies had increased the prices by up to 50pc over the last one month, said chief of the Pakistan Chemists and Druggists Association (PCDA), Riyaz Hussain.

Talking by phone from Peshawar, he said local manufacturers of medicines would also increase the prices of their products.

"With decrease in the prices of petroleum products, various commodities are becoming cheaper. How can the production cost of these MNCs go up," he wondered.

Mr Hussain said the PCDA condemned the hike in drug prices and would urge the government to waive general sales tax on medicines.

The association held a demonstration outside the Peshawar Press Club on Wednesday, demanding cut in drug prices.

*Published in Dawn, February 11th, 2016*

## Dawn,

*August 30th, 2014*

LAHORE: Shortage of thyroxine – a life-saving drug -- has again hit the market across Punjab, forcing patients to purchase it on inflated rates from specified dealers and pharmacies.

This acute shortage of the drug has been witnessed after a gap of two years. The first large-scale and countrywide chronic shortage was reported in 2012 and the reason was said to be its pricing. Now, once again it is unavailable in the local market and patients are buying it in black on almost double the rate.

Some major reasons behind the shortage is said to be its short shelf life, low production, pricing and hoarding by some distributors and retailers for blind profit in the black market.

Available in 25 microgram, 50 microgram and 100 microgram tablets, thyroxine plays an important role in regulating many of the body's metabolic functions, a senior medical expert says.

"Thyroxine has a very long action in the body and is taken as a single dose daily, usually in the morning preferably before breakfast," he added. He said the drug is advised to a patient to be used for life.



An official privy to information told Dawn in view of the drug's first chronic shortage, the Drug Regulatory Authority Pakistan (DRAP) had asked some pharmaceutical companies to produce it to meet its countrywide demand. But a short while later, the firms stopped production due to its low price. Only GlaxoSmithKline, however, continued. The DRAP asked the GlaxoSmithKline management to increase the drug's supply according to demand.

"Pricing is not the issue behind the shortage," DRAP Pricing Director Amanullah told Dawn.

He said a gap between demand and supply is the main reason that occasionally led to its shortage.

He also pointed a finger at the involvement of several big distributors and retailers for playing havoc with patients, saying they were hoarding the drug in order to earn more profit margin.

Amanullah also cited some technical reasons for low production. He said thyroxine is one of the rare drugs manufactured in a dedicated or specified area where no other medicine can be produced.

When contacted, a distributor working near Gadhafi Stadium said he was supposed to distribute the drug to pharmacies in three districts, including Lahore, Kasur and Sheikhpura. He said the drug's shortage started a couple of weeks ago.

"In order to address this issue a batch of fresh 15,000 medicines has been made available in the market and more are likely to reach the provincial capital within the next week," he added.

He also said as many as 48 commercial distributors were operating in Punjab and the drug will reach them soon.

"If thyroxine is not available in the market, a patient can buy it from my office any time on its original price of Rs100," the distributor claimed.

*Published in Dawn, August 30th, 2014*

## Business Recorder

### 70 percent escalation in drug prices sheer injustice: dealers

March 31, 2016

ABDUL RASHEED AZAD

Medicine dealers said that a 70 percent escalation in drug prices was sheer injustice towards the poor citizens of the nation. They stated that the government should take immediate measures for the reduction in prices so people can get some relief from the problem.

Patients are facing serious problems regarding acute shortage of different medicines due to rift between the National Health Services, Regulations and Co-ordination and pharmaceutical companies over raise in drug prices, they added. They stated most of the drugs missing in the market are being

produced by multinational pharmaceutical companies and they increased their prices after getting a decision from Sindh High Court (SHC), while the ministry is resisting their move and have filed a review petition against the court orders.

Following medicines are missing in the market: Rocaltrol capsules 0.25 mg made by Roche Pharmaceuticals used for the correction of the abnormalities of Calcium and Phosphate Metabolism in patients with renal Osteodystrophy, which is also indicated for the treatment of established post-menopausal osteoporosis. Gastro-resistant tablets Deltacortril 5mg made by Pfizer, Gertic 400 mg capsules made by Pharmaton used for relief of temporary periods of states of exhaustion, Calcigen d3 tablets being used as a supplement to improve overall health or used to treat Osteoporosis, Benadryl syrup made by Parke-Davis used to treat sneezing, itching, watery eyes, rashes and other symptoms of allergies and the common cold.

Migril tablet indicated for the relief of acute migraine attack, Cafergot tablet is prescribed for the prevention of vascular headaches, including migraine, migraine variants, or cluster headaches, Hydergine by Novartis is used for the treatment symptoms of declined mental capacity (memory, mood, and behaviour problems) in certain patients older than 60 years of age are also missing in the market.

Tixylix syrup made by Sanofi Pharma, Arinace tablets and flagyl made by Abbott Pharma, Arinace fat tablets also made by Abbott, Actifed P cold tablets and Actifed P syrup made by GSK and Terramycin 250 mg capsule used to treat or prevent infections that are proven or strongly suspected to be caused by bacteria are also not available in the market.

According to a survey conducted by *Business Recorder*, different medicines including tablet Panadol CF (tab, syrup, drops), Lanoxin used for heart issues, Folic Acid used for iron deficiency, Polyfax eye ointment, Cortisporin eye ointment and Motival tablets either are not available in the market or short. Moreover Kenacort injection (anti-allergic), Migril tablets used for headache, Lomotil tablets, Gravinate anti-vomiting, Avil tablet, injection (anti-allergy), Tegral tablets used for the treatment of mental diseases, Trenalen tablets (anti-depression) and some other routine medicines were found missing or being sold on sky rocketing prices.

The sources stated that there had always been artificial shortage of basic medicines whenever multinational companies want to enhance prices of medicines. According to wholesale medicine dealers, pharmaceutical companies have cut back the supply of drugs with the rise in prices due to which citizens are facing distress.

Copyright Business Recorder, 2016

# Pakistan Today

## Medicines shortage irk patients

Lahore

FEBRUARY 14, 2016 BY STAFF REPORT

Patients are facing immense problems due to shortage of different medicines in local medicine markets as recent raise in prices is being termed as basic reason behind drugs shortage.

However, some medicines are available but patients have to pay more prices due to black-marketing. According to a survey conducted by APP, different medicines including Panadol (tab, syrup, drops), Lanoxin (medicine for heart issues), Folic Acid (for iron deficiency), Polyfax eye ointment, Cortisporin eye ointment, Motival tablets (tranquillizer), Kenacort Injection (anti-allergic), Migril tablets (for headache), Lomotil tablets, Gravinat (anti-vomiting), Avil tablet, injection (anti-allergy), Syntocinon injection (for delivery cases), Tegral tablets (mental issues), Trenalen tablets (anti-depression), Prolution depot (for maintenance of pregnancy) and some other routine medicines were found missing or present on enhanced rates.

Different patients namely Asghar, Shahad, Anwar, Sakeena Bibi and some others while talking to APP at Nishtar market expressed concerns over the non-availability of medicines. They further informed that Chemists were demanding exorbitant rates instead of printed prices.

Medicine market sources informed that some medicines were available at highly exorbitant prices. One pack of Motival tablets (tranquillizer) is being sold against Rs 800 or 900 instead of actual price of nearly Rs 200.

Similarly, actual price of folic acid is Rs 30 for 100 tablets but it is being sold against Rs 100 or 110. The medicine markets sources stated that there had always been artificial shortage of basic medicines whenever multinational companies wanted of enhance prices of medicines.

President Chemist Association Akhtar Butt also condemned artificial shortage of medicines and demanded the government to take action in this regard



Amex - II

F.No. 4-35/2016-DRAP/NHS,R&C  
**Government of Pakistan**  
Ministry of National Health Services, Regulations & Coordination  
LG&RD Complex, Sector G-5/2, Islamabad

Islamabad, the 17<sup>th</sup> June, 2016

**OFFICE ORDER**


The Ministry of National Health Services, Regulations & Coordination (NHS,R&C), Islamabad has received a complaint from Transparency International – Pakistan regarding black marketing of 4 commonly used medicines of M/s GSK and M/s Zafa, Thyroxine tab, Motival tab, Panadol CF tab, and Folic acid tab (copy enclosed).

2. The Secretary, NHS,R&C has been pleased to constitute a Committee comprising of the following officers to probe into the matter:

- |   |                  |
|---|------------------|
| 1) Syed Moazzam Ali, Joint Secretary (Admn),<br>NHS,R&C, Islamabad            | Chairman         |
| 2) Mr. Amanullah, Director (Pricing), DRAP                                    | Member           |
| 3) Mr. Abdul Samad Khan, Director, DRAP                                       | Member           |
| 4) Sheikh Faqeer Muhammad, Director<br>(Licensing & Quality Assurance), DRAP. | Member           |
| 5) Dr. Obaidullah, Secretary Registration Board,<br>DRAP                      | Member           |
| 6) Representative of Transparency<br>International - Pakistan                 | Member           |
| 7) Mr. Aminullah, S.O (Admn-IV), NHS,R&C                                      | Member/Secretary |

3. The Committee will submit its report within 30 working days.

Enclosed: As above.

  
(Muhammad Saeed Awan)  
Section Officer (Admn-I)  
Ph: 9245792

**Distribution:-**

- 1) SPS to Secretary, NHS,R&C.
- 2) PA to JS (Admn.), NHS,R&C.
- 3) Mr. Amanullah, Director (Pricing), DRAP.
- 4) Mr. Abdul Samad Khan, Director, DRAP.
- 5) Sheikh Faqeer Muhammad, Director (Licensing & QA), DRAP.
- 6) Chairman, Transparency International – Pakistan, 5-C, 2<sup>nd</sup> Floor,  
Khayaban-e-Ittehad, Phase VII, Defence Housing Authority, Karachi  
w.r.t your letter No. TL16/06/1A dated 13-06-2016 with the request  
to nominate its representative as Member of the above Committee.
- 7) Mr. Aminullah, Section Officer (Admn-IV), NHS,R&C.

**ISSUED**

REGISTERED No. M - 302  
L.-7646

**The Gazette**  **of Pakistan**

EXTRAORDINARY  
PUBLISHED BY AUTHORITY

---

---

ISLAMABAD, MONDAY, OCTOBER 28, 2013

---

---

PART II

Statutory Notifications (S. R. O.)

GOVERNMENT OF PAKISTAN

MINISTRY OF NATIONAL HEALTH SERVICES,  
REGULATIONS AND COORDINATION  
(Drug Regulatory Authority of Pakistan)

NOTIFICATION

*Islamabad, the 28th October, 2013*

**S. R. O. 950 (I)/2013.**—In exercise of the powers conferred by section 12 of the Drugs Act, 1976 (XXXI of 1976), read with clause (a) of section 7 of the Drug Regulatory Authority of Pakistan Act, 2012 (XXI of 2012), the Federal Government is pleased to fix maximum retail prices (MRPs) specified in column (4) of the Tables below on which the drugs specified in column (2) of that Tables having packing sizes specified in column (3) thereof, manufactured or imported shall be sold.

(3089)

*Price : Rs. 30.50*

[1403 (2013)/Ex. Gaz.]

TABLE-I

S. No	Brand Name/ Composition & Company	Pack size	Approved MRP
1	2	3	4
1.	<b>Carbimazole Tablets</b> Each tablet contains:- Carbimazole.....5mg	100's	Rs.100.00/100's
2.	<b>Thyroxin Sodium 50mcg Tablets</b> Each tablet contains: Thyroxin Sodium.....50mcg.	100's	Rs.100.00/100's
3.	<b>Ciprofloxacin Suspension 250mg</b> Each 5ml contains:- Ciprofloxacin.....250mg	60ml 90ml	Rs.160.00/60ml Rs.240.00/120ml
	<b>Ciprofloxacin Suspension 125mg</b> Each 5ml contains:- Ciprofloxacin.....125mg	60ml 90ml	Rs.90.00/60ml Rs.135.00/120ml
4.	<b>Phenobarbitone Tablets</b> Each tablet contains:- Phenobarbitone.....30mg	100's	Rs.40.00/100's
5.	<b>Ibuprofen Tablets 200mg</b> Each Tablet contains:- Ibuprofen .....200mg	500's 100's	Rs.430.00/500's Rs.100.00/100's
	<b>Ibuprofen Tablets 400mg</b> Each Tablet contains:- Ibuprofen .....400mg	250's	Rs.400.00/250's
	<b>Ibuprofen Tablets 600mg</b> Each Tablet contains:- Ibuprofen .....600mg	30's	Rs.90.00/30's
	<b>Ibuprofen Suspension 100mg/5ml</b> Each 5ml contains:- Ibuprofen .....100mg	90ml	Rs.24.00/60ml Rs.36.00/90ml Rs.46.00/120ml
	<b>Ibuprofen + Pseudoephedrine Suspension</b> Each 5ml contains: Ibuprofen .....100mg Pseudoephedrine HCl.....30mg	60ml 90ml	Rs.30.00/60ml Rs.39.00/90ml
	<b>Ibuprofen Soft Gelatin Capsules 200mg</b> Each soft gelatin capsule contains:- Ibuprofen.....200mg	10x10's Blister 100's Bottle	Rs.150.00/10x10's Blister Rs.150.00/100's Bottle
	<b>Clobetasol Cream</b> Each tube contains:- Clobetasol Propionate .....0.05% w/w	5gm	Rs.16.00/5gm



255

S. No	Brand Name/ Composition & Company	Pack size	Approved MRP
1	2	3	4
95.	Actemra 80mg concentrate solution for infusion Each vial contains: Tocilizumab.....80mg/4ml  <ul style="list-style-type: none"> <li>Imported by M/s Roche Pakistan Limited, Karachi from M/s Utsunomiya Plant of Chugai Pharma Manufacturing Co., Ltd., Tochigi Japan, Product licence holder: M/s Chugai Pharma Manufacturing Co., Ltd., Tokyo, Japan</li> </ul>	vial	Rs.11952.00/vial  Innovative Brand
96.	Actemra 200mg concentrate solution for infusion Each vial contains: Tocilizumab.....400mg/20ml  <ul style="list-style-type: none"> <li>Imported by M/s Roche Pakistan Limited, Karachi from M/s Utsunomiya Plant of Chugai Pharma Manufacturing Co., Ltd., Tochigi Japan, Product licence holder: M/s Chugai Pharma Manufacturing Co., Ltd., Tokyo, Japan</li> </ul>	vial	Rs.29882.00/vial  Innovative Brand
97.	Actemra 400mg concentrate solution for infusion Each vial contains: Tocilizumab.....400mg/20ml  <ul style="list-style-type: none"> <li>Imported by M/s Roche Pakistan Limited, Karachi from M/s Utsunomiya Plant of Chugai Pharma Manufacturing Co., Ltd., Tochigi Japan, Product licence holder: M/s Chugai Pharma Manufacturing Co., Ltd., Tokyo, Japan</li> </ul>	vial	Rs.59764.00/vial  Innovative Brand

[No. F. 11-2/2013-DDC (P) (Pt-II).]

2. The maximum retail prices shall be subject to the followings conditions namely:—

- a. the manufacturers or importers shall have valid drug manufacturing licence / drug sale licence and drug registrations;
- b. the manufacturers and importers of drugs shall furnish MRPs of drugs to the Division of Costing and Pricing of the Drug Regulatory Authority of Pakistan;



GlaxoSmithKline Pakistan Limited  
35-Dockyard Road,  
West Wharf,  
Karachi - 74000,  
Pakistan

UAN +92 21 111 475 726  
Fax +92 21 3231 4898  
www.gsk.com.pk

June 29, 2016

Mr. M. Abdul Ghaffar  
Deputy Drugs Controller (P)  
Drug Regulatory Authority of Pakistan  
Ministry of National Health Services, Regulations & Coordination,  
Government of Pakistan  
Islamabad.

Availability of Thyroxine Tablets

Dear Sir,

We are in receipt of your letter dated June 28, 2016 on the subject cited above. Enclosed please find the required information about sale and distribution record of Thyroxine tablet from 2010 till June 2016.

It is pertinent to highlight that in 2016 we have increased the supply of Thyroxine Tablet by almost 30% over the past two years in order to meet the increasing demand and to ensure smooth availability of the product in local market.

Yours sincerely,  
GlaxoSmithKline Pakistan Limited

Dr. Gohar Nayab Khan  
Director Regulatory Affairs

Encl.: as stated



# Global Pharmaceuticals (Pvt) Ltd.


## Stock Movement Detail

Date From 01/06/2010 To 01/06/2012

Item Discrete Selected

Location From (01) Ware House A To (06) Marketing Store

Date	Document	Batch No.	Party Name	No. of Packs	Rate	Quantity	Amount	Balance No. of Packs	Balance Quantity	Balance Amount
<b>Location: (01) Ware House A</b>										
<b>(0104001010042) Thyroxin 50mcg TAB Size 1</b>										
						<b>Opening Balance</b>	<b>0.0</b>	<b>0.0</b>	<b>0.00</b>	<b>0.00</b>
06/07/2010	SAI / 000000031	10C205	Ware House A	8,320.0 100's	1.00	8,320.0 100's	8,320.00	8,320.0 100's	8,320.0 100's	8,320.00
06/07/2010	D.C / 000000010	10C205	Global Distributors	(8,320.0) 100's	1.00	(8,320.0) 100's	(8,320.00)	0.0 100's	0.0 100's	0.00
10/07/2010	SAI / 000000074	10C205	Ware House A	4,155.0 100's	1.00	4,155.0 100's	4,155.00	4,155.0 100's	4,155.0 100's	4,155.00
10/07/2010	D.C / 000000028	10C205	Global Distributors	(4,155.0) 100's	1.00	(4,155.0) 100's	(4,155.00)	0.0 100's	0.0 100's	0.00
13/07/2010	SAI / 000000083	10F087	Ware House A	8,320.0 100's	1.00	8,320.0 100's	8,320.00	8,320.0 100's	8,320.0 100's	8,320.00
14/07/2010	D.C / 000000034	10F087	Global Distributors	(8,320.0) 100's	1.00	(8,320.0) 100's	(8,320.00)	0.0 100's	0.0 100's	0.00
21/07/2010	SAI / 0000000126	10F087	Ware House A	3,855.0 100's	1.00	3,855.0 100's	3,855.00	3,855.0 100's	3,855.0 100's	3,855.00
29/07/2010	SRN / 0000000005	10F087	Global Distributors	8,320.0 100's	1.00	8,320.0 100's	8,320.00	12,175.0 100's	12,175.0 100's	12,175.00
30/07/2010	SAI / 0000000202	10F088	Ware House A	12,319.0 100's	1.00	12,319.0 100's	12,319.00	24,494.0 100's	24,494.0 100's	24,494.00
30/07/2010	D.C / 0000000091	10F087	Global Distributors	(12,175.0) 100's	1.00	(12,175.0) 100's	(12,175.00)	12,319.0 100's	12,319.0 100's	12,319.00
03/08/2010	D.C / 0000000115	10F088	Global Distributors	(12,319.0) 100's	1.00	(12,319.0) 100's	(12,319.00)	0.0 100's	0.0 100's	0.00
04/08/2010	SAI / 0000000225	10F271	Ware House A	10,111.0 100's	1.00	10,111.0 100's	10,111.00	10,111.0 100's	10,111.0 100's	10,111.00
10/08/2010	D.C / 0000000123	10F271	Global Distributors	(10,111.0) 100's	1.00	(10,111.0) 100's	(10,111.00)	0.0 100's	0.0 100's	0.00
12/08/2010	SAI / 0000000260	10F272	Ware House A	12,220.0 100's	1.00	12,220.0 100's	12,220.00	12,220.0 100's	12,220.0 100's	12,220.00
13/08/2010	D.C / 0000000134	10F272	Global Distributors	(12,220.0) 100's	1.00	(12,220.0) 100's	(12,220.00)	0.0 100's	0.0 100's	0.00
09/09/2010	SAI / 0000000438	10F318	Ware House A	8,840.0 100's	1.00	8,840.0 100's	8,840.00	8,840.0 100's	8,840.0 100's	8,840.00
09/09/2010	D.C / 0000000220	10F318	Global Distributors	(8,840.0) 100's	1.00	(8,840.0) 100's	(8,840.00)	0.0 100's	0.0 100's	0.00
29/09/2010	SRN / 0000000010	10F272	Global Distributors	15.0 100's	0.00	15.0 100's	0.00	15.0 100's	15.0 100's	0.00
30/09/2010	D.C / 0000000306	10F272	SAMPLING FREE OF COST	(15.0) 100's	0.00	(15.0) 100's	0.00	0.0 100's	0.0 100's	0.00
07/02/2011	SAI / 0000001620	10M082	Ware House A	7,800.0 100's	1.00	7,800.0 100's	7,800.00	7,800.0 100's	7,800.0 100's	7,800.00
07/02/2011	D.C / 0000000837	10M082	Global Distributors	(7,800.0) 100's	1.00	(7,800.0) 100's	(7,800.00)	0.0 100's	0.0 100's	0.00
26/02/2011	SAI / 0000001855	10M082	Ware House A	4,326.0 100's	1.00	4,326.0 100's	4,326.00	4,326.0 100's	4,326.0 100's	4,326.00
26/02/2011	D.C / 0000000935	10M082	Global Distributors	(4,326.0) 100's	1.00	(4,326.0) 100's	(4,326.00)	0.0 100's	0.0 100's	0.00
13/04/2011	SAI / 0000002252	10M180	Ware House A	11,435.0 100's	1.00	11,435.0 100's	11,435.00	11,435.0 100's	11,435.0 100's	11,435.00
14/04/2011	D.C / 0000001512	10M180	Lahore Branch	(1,040.0) 100's	1.00	(1,040.0) 100's	(1,040.00)	10,395.0 100's	10,395.0 100's	10,395.00
14/04/2011	D.C / 0000001510	10M180	Jhelum Branch	(520.0) 100's	1.00	(520.0) 100's	(520.00)	9,875.0 100's	9,875.0 100's	9,875.00
14/04/2011	D.C / 0000001513	10M180	Mardan Branch	(520.0) 100's	1.00	(520.0) 100's	(520.00)	9,355.0 100's	9,355.0 100's	9,355.00
14/04/2011	D.C / 0000001509	10M180	Hyderabad Branch	(520.0) 100's	1.00	(520.0) 100's	(520.00)	8,835.0 100's	8,835.0 100's	8,835.00
14/04/2011	D.C / 0000001507	10M180	Faisalabad Branch	(1,040.0) 100's	1.00	(1,040.0) 100's	(1,040.00)	7,795.0 100's	7,795.0 100's	7,795.00
14/04/2011	D.C / 0000001505	10M180	Bahawalpur Branch	(1,040.0) 100's	1.00	(1,040.0) 100's	(1,040.00)	6,755.0 100's	6,755.0 100's	6,755.00
14/04/2011	D.C / 0000001518	10M180	Sargodha Branch	(1,040.0) 100's	1.00	(1,040.0) 100's	(1,040.00)	5,715.0 100's	5,715.0 100's	5,715.00
14/04/2011	D.C / 0000001508	10M180	Gujranwala Branch	(520.0) 100's	1.00	(520.0) 100's	(520.00)	5,195.0 100's	5,195.0 100's	5,195.00
14/04/2011	D.C / 0000001515	10M180	Peshawar Branch	(520.0) 100's	1.00	(520.0) 100's	(520.00)	4,675.0 100's	4,675.0 100's	4,675.00
14/04/2011	D.C / 0000001514	10M180	Multan Branch	(1,040.0) 100's	1.00	(1,040.0) 100's	(1,040.00)	3,635.0 100's	3,635.0 100's	3,635.00
14/04/2011	D.C / 0000001519	10M180	Sukkur Branch	(520.0) 100's	1.00	(520.0) 100's	(520.00)	3,115.0 100's	3,115.0 100's	3,115.00
14/04/2011	D.C / 0000001517	10M180	Rawalpindi Branch	(2,080.0) 100's	1.00	(2,080.0) 100's	(2,080.00)	1,035.0 100's	1,035.0 100's	1,035.00
29/04/2011	D.C / 0000001682	10M180	Jhelum Branch	(520.0) 100's	1.00	(520.0) 100's	(520.00)	515.0 100's	515.0 100's	515.00
29/04/2011	SAI / 0000002403	10M081	Ware House A	12,202.0 100's	1.00	12,202.0 100's	12,202.00	12,717.0 100's	12,717.0 100's	12,717.00
29/04/2011	D.C / 0000001709	10M180	Rawalpindi Branch	(515.0) 100's	1.00	(515.0) 100's	(515.00)	12,202.0 100's	12,202.0 100's	12,202.00
29/04/2011	D.C / 0000001740	10M081	Rawalpindi Branch	(2,080.0) 100's	1.00	(2,080.0) 100's	(2,080.00)	10,122.0 100's	10,122.0 100's	10,122.00
29/04/2011	D.C / 0000001732	10M081	Gujranwala Branch	(520.0) 100's	1.00	(520.0) 100's	(520.00)	9,602.0 100's	9,602.0 100's	9,602.00
29/04/2011	D.C / 0000001733	10M081	Mardan Branch	(576.0) 100's	1.00	(576.0) 100's	(576.00)	9,026.0 100's	9,026.0 100's	9,026.00
29/04/2011	D.C / 0000001730	10M081	Bahawalpur Branch	(1,560.0) 100's	1.00	(1,560.0) 100's	(1,560.00)	7,466.0 100's	7,466.0 100's	7,466.00
29/04/2011	D.C / 0000001737	10M081	Sargodha Branch	(520.0) 100's	1.00	(520.0) 100's	(520.00)	6,946.0 100's	6,946.0 100's	6,946.00
29/04/2011	D.C / 0000001726	10M081	Abbottabad Branch	(520.0) 100's	1.00	(520.0) 100's	(520.00)	6,426.0 100's	6,426.0 100's	6,426.00
29/04/2011	D.C / 0000001735	10M081	Multan Branch	(1,560.0) 100's	1.00	(1,560.0) 100's	(1,560.00)	4,866.0 100's	4,866.0 100's	4,866.00



125



# Global Pharmaceuticals (Pvt) Ltd.

## Stock Movement Detail

Date From 01/06/2010 To 01/06/2012

Item Discrete Selected

Location From (01) Ware House A To (06) Marketing Store

Date	Document	Batch No.	Party Name	No. of Packs	Rate	Quantity	Amount	Balance No. of Packs	Balance Quantity	Balance Amount	
<b>Location: (01) Ware House A</b>							<b>Opening Balance</b>	<b>4,866.0 100's</b>	<b>4,866.0 100's</b>	<b>4,866.00</b>	
<b>(0104001010042) Thyroxin 50mcg TAB Size 1</b>											
29/04/2011	D.C / 0000001728	10M081	Hyderabad Branch	(520.0) 100's	1.00	(520.0) 100's	(520.00)	4,346.0 100's	4,346.0 100's	4,346.00	
03/05/2011	D.C / 0000001774	10M081	Faisalabad Branch	(1,040.0) 100's	1.00	(1,040.0) 100's	(1,040.00)	3,306.0 100's	3,306.0 100's	3,306.00	
07/05/2011	D.C / 0000001813	10M081	Quetta Branch	(520.0) 100's	1.00	(520.0) 100's	(520.00)	2,786.0 100's	2,786.0 100's	2,786.00	
17/05/2011	SAI / 0000002560	10M181	Ware House A	10,620.0 100's	1.00	10,620.0 100's	10,620.00	13,406.0 100's	13,406.0 100's	13,406.00	
17/05/2011	D.C / 0000001912	10M081	Bahawalpur Branch	(520.0) 100's	1.00	(520.0) 100's	(520.00)	12,886.0 100's	12,886.0 100's	12,886.00	
17/05/2011	D.C / 0000001911	10M081	Faisalabad Branch	(520.0) 100's	1.00	(520.0) 100's	(520.00)	12,366.0 100's	12,366.0 100's	12,366.00	
20/05/2011	D.C / 0000001954	10M081	Lahore Branch	(520.0) 100's	1.00	(520.0) 100's	(520.00)	11,846.0 100's	11,846.0 100's	11,846.00	
24/05/2011	D.C / 0000001962	10M081	Sargodha Branch	(520.0) 100's	1.00	(520.0) 100's	(520.00)	11,326.0 100's	11,326.0 100's	11,326.00	
25/05/2011	D.C / 0000001993	10M081	Gujranwala Branch	(520.0) 100's	1.00	(520.0) 100's	(520.00)	10,806.0 100's	10,806.0 100's	10,806.00	
27/05/2011	D.C / 0000002023	10M181	Lahore Branch	(854.0) 100's	1.00	(854.0) 100's	(854.00)	9,952.0 100's	9,952.0 100's	9,952.00	
27/05/2011	D.C / 0000002023	10M081	Lahore Branch	(186.0) 100's	1.00	(186.0) 100's	(186.00)	9,766.0 100's	9,766.0 100's	9,766.00	
02/06/2011	D.C / 0000002099	10M181	Faisalabad Branch	(1,040.0) 100's	1.00	(1,040.0) 100's	(1,040.00)	8,726.0 100's	8,726.0 100's	8,726.00	
09/06/2011	D.C / 0000002174	10M181	Sukkur Branch	(260.0) 100's	1.00	(260.0) 100's	(260.00)	8,466.0 100's	8,466.0 100's	8,466.00	
09/06/2011	D.C / 0000002172	10M181	Hyderabad Branch	(520.0) 100's	1.00	(520.0) 100's	(520.00)	7,946.0 100's	7,946.0 100's	7,946.00	
16/06/2011	D.C / 0000002249	10M181	Rawalpindi Branch	(1,040.0) 100's	1.00	(1,040.0) 100's	(1,040.00)	6,906.0 100's	6,906.0 100's	6,906.00	
16/06/2011	D.C / 0000002258	10M181	Lahore Branch	(1,040.0) 100's	1.00	(1,040.0) 100's	(1,040.00)	5,866.0 100's	5,866.0 100's	5,866.00	
16/06/2011	D.C / 0000002255	10M181	Hyderabad Branch	(520.0) 100's	1.00	(520.0) 100's	(520.00)	5,346.0 100's	5,346.0 100's	5,346.00	
16/06/2011	D.C / 0000002251	10M181	Bahawalpur Branch	(520.0) 100's	1.00	(520.0) 100's	(520.00)	4,826.0 100's	4,826.0 100's	4,826.00	
20/06/2011	D.C / 0000002310	10M181	DONATION & OTHERS	(1.0) 100's	1.00	(1.0) 100's	(1.00)	4,825.0 100's	4,825.0 100's	4,825.00	
04/07/2011	SAI / 0000000022	10M180	Ware House A	760.0 100's	1.00	760.0 100's	760.00	5,585.0 100's	5,585.0 100's	5,585.00	
04/07/2011	D.C / 0000000048	10M181	Bahawalpur Branch	(520.0) 100's	1.00	(520.0) 100's	(520.00)	5,065.0 100's	5,065.0 100's	5,065.00	
05/07/2011	D.C / 0000000056	10M180	Lahore Branch	(520.0) 100's	1.00	(520.0) 100's	(520.00)	4,545.0 100's	4,545.0 100's	4,545.00	
05/07/2011	D.C / 0000000049	10M180	Sargodha Branch	(100.0) 100's	1.00	(100.0) 100's	(100.00)	4,445.0 100's	4,445.0 100's	4,445.00	
07/07/2011	D.C / 0000000093	10M181	Gujranwala Branch	(520.0) 100's	1.00	(520.0) 100's	(520.00)	3,925.0 100's	3,925.0 100's	3,925.00	
07/07/2011	D.C / 0000000092	10M181	Rawalpindi Branch	(950.0) 100's	1.00	(950.0) 100's	(950.00)	2,975.0 100's	2,975.0 100's	2,975.00	
07/07/2011	D.C / 0000000092	10M180	Rawalpindi Branch	(90.0) 100's	1.00	(90.0) 100's	(90.00)	2,885.0 100's	2,885.0 100's	2,885.00	
07/07/2011	D.C / 0000000089	10M180	Jhelum Branch	(50.0) 100's	1.00	(50.0) 100's	(50.00)	2,835.0 100's	2,835.0 100's	2,835.00	
18/07/2011	D.C / 0000000184	10M181	Sargodha Branch	(520.0) 100's	1.00	(520.0) 100's	(520.00)	2,315.0 100's	2,315.0 100's	2,315.00	
18/07/2011	D.C / 0000000183	10M181	Faisalabad Branch	(520.0) 100's	1.00	(520.0) 100's	(520.00)	1,795.0 100's	1,795.0 100's	1,795.00	
19/07/2011	D.C / 0000000207	10M181	Bahawalpur Branch	(755.0) 100's	1.00	(755.0) 100's	(755.00)	1,040.0 100's	1,040.0 100's	1,040.00	
19/07/2011	D.C / 0000000203	10M181	Rawalpindi Branch	(1,040.0) 100's	1.00	(1,040.0) 100's	(1,040.00)	0.0 100's	0.0 100's	0.00	
26/07/2011	SAI / 0000000274	11E204	Ware House A	11,580.0 100's	1.00	11,580.0 100's	11,580.00	11,580.0 100's	11,580.0 100's	11,580.00	
02/08/2011	SAI / 0000000363	10M181	Ware House A	878.0 100's	1.00	878.0 100's	878.00	12,458.0 100's	12,458.0 100's	12,458.00	
02/08/2011	D.C / 0000000370	10M181	Sargodha Branch	(100.0) 100's	1.00	(100.0) 100's	(100.00)	12,358.0 100's	12,358.0 100's	12,358.00	
03/08/2011	D.C / 0000000386	10M181	Lahore Branch	(100.0) 100's	1.00	(100.0) 100's	(100.00)	12,258.0 100's	12,258.0 100's	12,258.00	
03/08/2011	D.C / 0000000385	10M181	Faisalabad Branch	(100.0) 100's	1.00	(100.0) 100's	(100.00)	12,158.0 100's	12,158.0 100's	12,158.00	
03/08/2011	D.C / 0000000372	10M181	Rawalpindi Branch	(300.0) 100's	1.00	(300.0) 100's	(300.00)	11,858.0 100's	11,858.0 100's	11,858.00	
03/08/2011	SAI / 0000000385	11E204	Ware House A	620.0 100's	1.00	620.0 100's	620.00	12,478.0 100's	12,478.0 100's	12,478.00	
03/08/2011	D.C / 0000000406	11E204	Gujranwala Branch	(300.0) 100's	1.00	(300.0) 100's	(300.00)	12,178.0 100's	12,178.0 100's	12,178.00	
03/08/2011	D.C / 0000000389	11E204	Bahawalpur Branch	(762.0) 100's	1.00	(762.0) 100's	(762.00)	11,416.0 100's	11,416.0 100's	11,416.00	
03/08/2011	D.C / 0000000389	10M181	Bahawalpur Branch	(278.0) 100's	1.00	(278.0) 100's	(278.00)	11,138.0 100's	11,138.0 100's	11,138.00	
03/08/2011	D.C / 0000000418	11E204	Multan Branch	(350.0) 100's	1.00	(350.0) 100's	(350.00)	10,788.0 100's	10,788.0 100's	10,788.00	
03/08/2011	D.C / 0000000540	11E204	Lahore Branch	(300.0) 100's	1.00	(300.0) 100's	(300.00)	10,488.0 100's	10,488.0 100's	10,488.00	
03/08/2011	D.C / 0000000556	11E204	Gujranwala Branch	(200.0) 100's	1.00	(200.0) 100's	(200.00)	10,288.0 100's	10,288.0 100's	10,288.00	
22/08/2011	D.C / 0000000559	11E204	Jhelum Branch	(200.0) 100's	1.00	(200.0) 100's	(200.00)	10,088.0 100's	10,088.0 100's	10,088.00	
27/08/2011	SAI / 0000000547	11F063	Ware House A	12,126.0 100's	1.00	12,126.0 100's	12,126.00	22,214.0 100's	22,214.0 100's	22,214.00	



129





# Global Pharmaceuticals (Pvt) Ltd.


## Stock Movement Detail

Date From 01/06/2010 To 01/06/2012

Item Discrete Selected

Location From (01) Ware House A To (06) Marketing Store

Date	Document	Batch No.	Party Name	No. of Packs	Rate	Quantity	Amount	Balance No. of Packs	Balance Quantity	Balance Amount	
<b>Location: (01) Ware House A</b>											
(0104001010042) Thyroxin 50mcg TAB Size 1								Opening Balance	22,214.0 100's	22,214.0 100's	22,214.00
06/09/2011	D.C / 0000000642	11E204	Sukkur Branch	(100.0) 100's	1.00	(100.0) 100's	(100.00)	22,114.0 100's	22,114.0 100's	22,114.00	
07/09/2011	D.C / 0000000663	11E204	Lahore Branch	(100.0) 100's	1.00	(100.0) 100's	(100.00)	22,014.0 100's	22,014.0 100's	22,014.00	
12/09/2011	D.C / 0000000693	11E204	Peshawar Branch	(100.0) 100's	1.00	(100.0) 100's	(100.00)	21,914.0 100's	21,914.0 100's	21,914.00	
16/09/2011	D.C / 0000000765	11E204	Sukkur Branch	(50.0) 100's	1.00	(50.0) 100's	(50.00)	21,864.0 100's	21,864.0 100's	21,864.00	
17/09/2011	D.C / 0000000782	11E204	Sargodha Branch	(200.0) 100's	1.00	(200.0) 100's	(200.00)	21,664.0 100's	21,664.0 100's	21,664.00	
17/09/2011	D.C / 0000000772	11E204	Lahore Branch	(300.0) 100's	1.00	(300.0) 100's	(300.00)	21,364.0 100's	21,364.0 100's	21,364.00	
19/09/2011	D.C / 0000000786	11E204	Faisalabad Branch	(100.0) 100's	1.00	(100.0) 100's	(100.00)	21,264.0 100's	21,264.0 100's	21,264.00	
21/09/2011	D.C / 0000000852	11E204	Peshawar Branch	(100.0) 100's	1.00	(100.0) 100's	(100.00)	21,164.0 100's	21,164.0 100's	21,164.00	
01/10/2011	SAJ / 0000000803	11F064	Ware House A	4,562.0 100's	1.00	4,562.0 100's	4,562.00	25,726.0 100's	25,726.0 100's	25,726.00	
01/10/2011	D.C / 0000001004	11E204	Karachi Branch	(150.0) 100's	1.00	(150.0) 100's	(150.00)	25,576.0 100's	25,576.0 100's	25,576.00	
04/10/2011	D.C / 0000001025	11E204	Faisalabad Branch	(100.0) 100's	1.00	(100.0) 100's	(100.00)	25,476.0 100's	25,476.0 100's	25,476.00	
05/10/2011	D.C / 0000001054	11E204	Rawalpindi Branch	(520.0) 100's	1.00	(520.0) 100's	(520.00)	24,956.0 100's	24,956.0 100's	24,956.00	
14/10/2011	D.C / 0000001151	11E204	Sukkur Branch	(100.0) 100's	1.00	(100.0) 100's	(100.00)	24,856.0 100's	24,856.0 100's	24,856.00	
15/10/2011	D.C / 0000001184	11E204	Rawalpindi Branch	(100.0) 100's	1.00	(100.0) 100's	(100.00)	24,756.0 100's	24,756.0 100's	24,756.00	
17/10/2011	D.C / 0000001213	11E204	Hyderabad Branch	(100.0) 100's	1.00	(100.0) 100's	(100.00)	24,656.0 100's	24,656.0 100's	24,656.00	
17/10/2011	D.C / 0000001185	11E204	Karachi Branch	(200.0) 100's	1.00	(200.0) 100's	(200.00)	24,456.0 100's	24,456.0 100's	24,456.00	
18/10/2011	D.C / 0000001218	11E204	Peshawar Branch	(100.0) 100's	1.00	(100.0) 100's	(100.00)	24,356.0 100's	24,356.0 100's	24,356.00	
18/10/2011	D.C / 0000001217	11E204	Faisalabad Branch	(350.0) 100's	1.00	(350.0) 100's	(350.00)	24,006.0 100's	24,006.0 100's	24,006.00	
18/10/2011	D.C / 0000001203	11E204	Sargodha Branch	(70.0) 100's	1.00	(70.0) 100's	(70.00)	23,936.0 100's	23,936.0 100's	23,936.00	
19/10/2011	D.C / 0000001224	11E204	Gujranwala Branch	(50.0) 100's	1.00	(50.0) 100's	(50.00)	23,886.0 100's	23,886.0 100's	23,886.00	
26/10/2011	D.C / 0000001347	11E204	Hyderabad Branch	(300.0) 100's	1.00	(300.0) 100's	(300.00)	23,586.0 100's	23,586.0 100's	23,586.00	
26/10/2011	D.C / 0000001346	11E204	Sukkur Branch	(200.0) 100's	1.00	(200.0) 100's	(200.00)	23,386.0 100's	23,386.0 100's	23,386.00	
27/10/2011	D.C / 0000001362	11E204	Bahawalpur Branch	(50.0) 100's	1.00	(50.0) 100's	(50.00)	23,336.0 100's	23,336.0 100's	23,336.00	
27/10/2011	D.C / 0000001349	11E204	Karachi Branch	(50.0) 100's	1.00	(50.0) 100's	(50.00)	23,286.0 100's	23,286.0 100's	23,286.00	
28/10/2011	D.C / 0000001365	11E204	Multan Branch	(200.0) 100's	1.00	(200.0) 100's	(200.00)	23,086.0 100's	23,086.0 100's	23,086.00	
01/11/2011	D.C / 0000001441	11E204	Lahore Branch	(520.0) 100's	1.00	(520.0) 100's	(520.00)	22,566.0 100's	22,566.0 100's	22,566.00	
01/11/2011	D.C / 0000001411	11E204	Peshawar Branch	(100.0) 100's	1.00	(100.0) 100's	(100.00)	22,466.0 100's	22,466.0 100's	22,466.00	
01/11/2011	D.C / 0000001410	11E204	Faisalabad Branch	(520.0) 100's	1.00	(520.0) 100's	(520.00)	21,946.0 100's	21,946.0 100's	21,946.00	
03/11/2011	D.C / 0000001464	11E204	Gujranwala Branch	(260.0) 100's	1.00	(260.0) 100's	(260.00)	21,686.0 100's	21,686.0 100's	21,686.00	
03/11/2011	D.C / 0000001457	11E204	Rawalpindi Branch	(780.0) 100's	1.00	(780.0) 100's	(780.00)	20,906.0 100's	20,906.0 100's	20,906.00	
15/11/2011	D.C / 0000001544	11E204	Sargodha Branch	(1,040.0) 100's	1.00	(1,040.0) 100's	(1,040.00)	19,866.0 100's	19,866.0 100's	19,866.00	
16/11/2011	D.C / 0000001552	11E204	Karachi Branch	(520.0) 100's	1.00	(520.0) 100's	(520.00)	19,346.0 100's	19,346.0 100's	19,346.00	
18/11/2011	D.C / 0000001600	11E204	Jhelum Branch	(100.0) 100's	1.00	(100.0) 100's	(100.00)	19,246.0 100's	19,246.0 100's	19,246.00	
23/11/2011	D.C / 0000001664	11E204	Karachi Branch	(520.0) 100's	1.00	(520.0) 100's	(520.00)	18,726.0 100's	18,726.0 100's	18,726.00	
29/11/2011	D.C / 0000001744	11E204	Rawalpindi Branch	(520.0) 100's	1.00	(520.0) 100's	(520.00)	18,206.0 100's	18,206.0 100's	18,206.00	
01/12/2011	D.C / 0000001756	11E204	Hyderabad Branch	(520.0) 100's	1.00	(520.0) 100's	(520.00)	17,686.0 100's	17,686.0 100's	17,686.00	
01/12/2011	D.C / 0000001795	11E204	Faisalabad Branch	(260.0) 100's	1.00	(260.0) 100's	(260.00)	17,426.0 100's	17,426.0 100's	17,426.00	
07/12/2011	D.C / 0000001797	11E204	Jhelum Branch	(260.0) 100's	1.00	(260.0) 100's	(260.00)	17,166.0 100's	17,166.0 100's	17,166.00	
07/12/2011	D.C / 0000001963	11E204	Faisalabad Branch	(260.0) 100's	1.00	(260.0) 100's	(260.00)	16,906.0 100's	16,906.0 100's	16,906.00	
07/12/2011	D.C / 0000001977	11F063	Gujranwala Branch	(42.0) 100's	1.00	(42.0) 100's	(42.00)	16,864.0 100's	16,864.0 100's	16,864.00	
07/12/2011	D.C / 0000001977	11E204	Gujranwala Branch	(218.0) 100's	1.00	(218.0) 100's	(218.00)	16,646.0 100's	16,646.0 100's	16,646.00	
07/12/2012	D.C / 0000002140	11F063	Sukkur Branch	(260.0) 100's	1.00	(260.0) 100's	(260.00)	16,386.0 100's	16,388.0 100's	16,388.00	
05/01/2012	D.C / 0000002158	11F063	Lahore Branch	(260.0) 100's	1.00	(260.0) 100's	(260.00)	16,126.0 100's	16,126.0 100's	16,126.00	
18/01/2012	D.C / 0000002351	11F063	Faisalabad Branch	(100.0) 100's	1.00	(100.0) 100's	(100.00)	16,026.0 100's	16,026.0 100's	16,026.00	
19/01/2012	D.C / 0000002366	11F063	Peshawar Branch	(100.0) 100's	1.00	(100.0) 100's	(100.00)	15,926.0 100's	15,926.0 100's	15,926.00	
02/02/2012	D.C / 0000002527	11F063	Multan Branch	(50.0) 100's	1.00	(50.0) 100's	(50.00)	15,876.0 100's	15,876.0 100's	15,876.00	



130



# Global Pharmaceuticals (Pvt) Ltd.

## Stock Movement Detail

Date From 01/06/2010 To 01/06/2012

Item Discrete Selected

Location From (01) Ware House A To (06) Marketing Store

Date	Document	Batch No.	Party Name	No. of Packs	Rate	Quantity	Amount	Balance No. of Packs	Balance Quantity	Balance Amount
<b>Location: (01) Ware House A</b>										
<b>(0104001010042) Thyroxin 50mcg TAB Size 1</b>										
							<b>Opening Balance</b>	<b>15,876.0 100's</b>	<b>15,876.0 100's</b>	<b>15,876.00</b>
02/02/2012	D.C / 0000002512	11F063	Rawalpindi Branch	(50.0) 100's	1.00	(50.0) 100's	(50.00)	15,826.0 100's	15,826.0 100's	15,826.00
04/02/2012	D.C / 0000002568	11F063	Peshawar Branch	(260.0) 100's	1.00	(260.0) 100's	(260.00)	15,566.0 100's	15,566.0 100's	15,566.00
06/02/2012	D.C / 0000002575	11F063	Jhelum Branch	(260.0) 100's	1.00	(260.0) 100's	(260.00)	15,306.0 100's	15,306.0 100's	15,306.00
06/02/2012	D.C / 0000002571	11F063	Faisalabad Branch	(520.0) 100's	1.00	(520.0) 100's	(520.00)	14,786.0 100's	14,786.0 100's	14,786.00
10/02/2012	D.C / 0000002622	11F063	Multan Branch	(200.0) 100's	1.00	(200.0) 100's	(200.00)	14,586.0 100's	14,586.0 100's	14,586.00
14/02/2012	SAI / 0000002119	11H115	Ware House A	6,325.0 100's	1.00	6,325.0 100's	6,325.00	20,911.0 100's	20,911.0 100's	20,911.00
18/02/2012	D.C / 0000002704	11F063	Rawalpindi Branch	(100.0) 100's	1.00	(100.0) 100's	(100.00)	20,811.0 100's	20,811.0 100's	20,811.00
20/02/2012	D.C / 0000002706	11F063	Sargodha Branch	(50.0) 100's	1.00	(50.0) 100's	(50.00)	20,761.0 100's	20,761.0 100's	20,761.00
21/02/2012	D.C / 0000002720	11F063	Lahore Branch	(50.0) 100's	1.00	(50.0) 100's	(50.00)	20,711.0 100's	20,711.0 100's	20,711.00
07/03/2012	D.C / 0000002864	11F063	Sargodha Branch	(50.0) 100's	1.00	(50.0) 100's	(50.00)	20,661.0 100's	20,661.0 100's	20,661.00
07/03/2012	D.C / 0000002863	11F063	Hyderabad Branch	(50.0) 100's	1.00	(50.0) 100's	(50.00)	20,611.0 100's	20,611.0 100's	20,611.00
07/03/2012	D.C / 0000002860	11F063	Rawalpindi Branch	(50.0) 100's	1.00	(50.0) 100's	(50.00)	20,561.0 100's	20,561.0 100's	20,561.00
08/03/2012	D.C / 0000002898	11F063	Lahore Branch	(50.0) 100's	1.00	(50.0) 100's	(50.00)	20,511.0 100's	20,511.0 100's	20,511.00
08/03/2012	D.C / 0000002899	11F063	Multan Branch	(50.0) 100's	1.00	(50.0) 100's	(50.00)	20,461.0 100's	20,461.0 100's	20,461.00
09/03/2012	D.C / 0000002905	11F063	Jhelum Branch	(100.0) 100's	1.00	(100.0) 100's	(100.00)	20,361.0 100's	20,361.0 100's	20,361.00
09/03/2012	D.C / 0000002904	11F063	Peshawar Branch	(200.0) 100's	1.00	(200.0) 100's	(200.00)	20,161.0 100's	20,161.0 100's	20,161.00
13/03/2012	D.C / 0000002960	11F063	Peshawar Branch	(500.0) 100's	1.00	(500.0) 100's	(500.00)	19,661.0 100's	19,661.0 100's	19,661.00
14/03/2012	SAO / 0000000003	11F063	Ware House A	(3.0) 100's	1.00	(3.0) 100's	(3.00)	19,658.0 100's	19,658.0 100's	19,658.00
22/03/2012	D.C / 0000003066	11F063	Lahore Branch	(200.0) 100's	1.00	(200.0) 100's	(200.00)	19,458.0 100's	19,458.0 100's	19,458.00
22/03/2012	D.C / 0000003064	11F063	Faisalabad Branch	(500.0) 100's	1.00	(500.0) 100's	(500.00)	18,958.0 100's	18,958.0 100's	18,958.00
24/03/2012	D.C / 0000003092	11F063	Sargodha Branch	(100.0) 100's	1.00	(100.0) 100's	(100.00)	18,858.0 100's	18,858.0 100's	18,858.00
24/03/2012	D.C / 0000003089	11F063	Rawalpindi Branch	(780.0) 100's	1.00	(780.0) 100's	(780.00)	18,078.0 100's	18,078.0 100's	18,078.00
26/03/2012	D.C / 0000003093	11F063	Jhelum Branch	(50.0) 100's	1.00	(50.0) 100's	(50.00)	18,028.0 100's	18,028.0 100's	18,028.00
28/03/2012	SAI / 0000002489	11H116	Ware House A	11,187.0 100's	1.00	11,187.0 100's	11,187.00	29,215.0 100's	29,215.0 100's	29,215.00
02/04/2012	D.C / 0000003195	11F063	Bahawalpur Branch	(260.0) 100's	1.00	(260.0) 100's	(260.00)	28,955.0 100's	28,955.0 100's	28,955.00
04/04/2012	D.C / 0000003225	11F063	Sargodha Branch	(260.0) 100's	1.00	(260.0) 100's	(260.00)	28,695.0 100's	28,695.0 100's	28,695.00
04/04/2012	D.C / 0000003210	11F063	Lahore Branch	(520.0) 100's	1.00	(520.0) 100's	(520.00)	28,175.0 100's	28,175.0 100's	28,175.00
05/04/2012	D.C / 0000003235	11F063	Jhelum Branch	(180.0) 100's	1.00	(180.0) 100's	(180.00)	27,995.0 100's	27,995.0 100's	27,995.00
05/04/2012	D.C / 0000003230	11F063	Abbottabad Branch	(60.0) 100's	1.00	(60.0) 100's	(60.00)	27,935.0 100's	27,935.0 100's	27,935.00
05/04/2012	D.C / 0000003228	11F063	Faisalabad Branch	(520.0) 100's	1.00	(520.0) 100's	(520.00)	27,415.0 100's	27,415.0 100's	27,415.00
07/04/2012	D.C / 0000003264	11F063	Hyderabad Branch	(100.0) 100's	1.00	(100.0) 100's	(100.00)	27,315.0 100's	27,315.0 100's	27,315.00
07/04/2012	D.C / 0000003257	11F063	Gujranwala Branch	(100.0) 100's	1.00	(100.0) 100's	(100.00)	27,215.0 100's	27,215.0 100's	27,215.00
09/04/2012	D.C / 0000003265	11F063	Multan Branch	(260.0) 100's	1.00	(260.0) 100's	(260.00)	26,955.0 100's	26,955.0 100's	26,955.00
12/04/2012	D.C / 0000003319	11F063	Faisalabad Branch	(70.0) 100's	1.00	(70.0) 100's	(70.00)	26,885.0 100's	26,885.0 100's	26,885.00
13/04/2012	D.C / 0000003323	11F063	Sargodha Branch	(50.0) 100's	1.00	(50.0) 100's	(50.00)	26,835.0 100's	26,835.0 100's	26,835.00
17/04/2012	D.C / 0000003385	11F063	Multan Branch	(100.0) 100's	1.00	(100.0) 100's	(100.00)	26,735.0 100's	26,735.0 100's	26,735.00
17/04/2012	D.C / 0000003381	11F063	Lahore Branch	(520.0) 100's	1.00	(520.0) 100's	(520.00)	26,215.0 100's	26,215.0 100's	26,215.00
18/04/2012	D.C / 0000003382	11F063	Abbottabad Branch	(260.0) 100's	1.00	(260.0) 100's	(260.00)	25,955.0 100's	25,955.0 100's	25,955.00
20/04/2012	D.C / 0000003392	11F063	Hyderabad Branch	(200.0) 100's	1.00	(200.0) 100's	(200.00)	25,755.0 100's	25,755.0 100's	25,755.00
20/04/2012	SAI / 0000002694	11H116	Ware House A	605.0 100's	1.00	605.0 100's	605.00	26,360.0 100's	26,360.0 100's	26,360.00
20/04/2012	D.C / 0000003410	11F063	Gujranwala Branch	(200.0) 100's	1.00	(200.0) 100's	(200.00)	26,160.0 100's	26,160.0 100's	26,160.00
20/04/2012	D.C / 0000003408	11F063	Jhelum Branch	(240.0) 100's	1.00	(240.0) 100's	(240.00)	25,920.0 100's	25,920.0 100's	25,920.00
20/04/2012	D.C / 0000003425	11F063	Sargodha Branch	(100.0) 100's	1.00	(100.0) 100's	(100.00)	25,820.0 100's	25,820.0 100's	25,820.00
20/04/2012	D.C / 0000003451	11F063	Peshawar Branch	(100.0) 100's	1.00	(100.0) 100's	(100.00)	25,720.0 100's	25,720.0 100's	25,720.00
20/04/2012	D.C / 0000003464	11F063	Gujranwala Branch	(1,040.0) 100's	1.00	(1,040.0) 100's	(1,040.00)	24,680.0 100's	24,680.0 100's	24,680.00
20/04/2012	D.C / 0000003481	11F063	Faisalabad Branch	(1,040.0) 100's	1.00	(1,040.0) 100's	(1,040.00)	23,640.0 100's	23,640.0 100's	23,640.00





# Global Pharmaceuticals (Pvt) Ltd.


## Stock Movement Detail

Date From 01/06/2010 To 01/06/2012

Item Discrete Selected

Location From (01) Ware House A To (06) Marketing Store

Date	Document	Batch No.	Party Name	No. of Packs	Rate	Quantity	Amount	Balance No. of Packs	Balance Quantity	Balance Amount
<b>Location: (01) Ware House A</b>										
(0104001010042) Thyroxin 50mcg TAB Size 1							Opening Balance	23,640.0 100's	23,640.0 100's	23,640.00
27/04/2012	D.C / 0000003479	11F063	Bahawalpur Branch	(156.0) 100's	1.00	(156.0) 100's	(156.00)	23,484.0 100's	23,484.0 100's	23,484.00
27/04/2012	D.C / 0000003478	11F063	SAHIWAL BRANCH	(520.0) 100's	1.00	(520.0) 100's	(520.00)	22,964.0 100's	22,964.0 100's	22,964.00
03/05/2012	D.C / 0000003521	11F064	Faisalabad Branch	(235.0) 100's	1.00	(235.0) 100's	(235.00)	22,729.0 100's	22,729.0 100's	22,729.00
03/05/2012	D.C / 0000003521	11F063	Faisalabad Branch	(285.0) 100's	1.00	(285.0) 100's	(285.00)	22,444.0 100's	22,444.0 100's	22,444.00
04/05/2012	D.C / 0000003537	11F064	Rawalpindi Branch	(1,560.0) 100's	1.00	(1,560.0) 100's	(1,560.00)	20,884.0 100's	20,884.0 100's	20,884.00
05/05/2012	D.C / 0000003554	11F064	Sukkur Branch	(104.0) 100's	1.00	(104.0) 100's	(104.00)	20,780.0 100's	20,780.0 100's	20,780.00
07/05/2012	D.C / 0000003582	11F064	Multan Branch	(520.0) 100's	1.00	(520.0) 100's	(520.00)	20,260.0 100's	20,260.0 100's	20,260.00
08/05/2012	D.C / 0000003589	11F064	Karachi Branch	(520.0) 100's	1.00	(520.0) 100's	(520.00)	19,740.0 100's	19,740.0 100's	19,740.00
09/05/2012	D.C / 0000003623	11H115	Abbottabad Branch	(520.0) 100's	1.00	(520.0) 100's	(520.00)	19,220.0 100's	19,220.0 100's	19,220.00
09/05/2012	D.C / 0000003622	11H115	Bannu Branch	(260.0) 100's	1.00	(260.0) 100's	(260.00)	18,960.0 100's	18,960.0 100's	18,960.00
09/05/2012	D.C / 0000003621	11H115	Peshawar Branch	(197.0) 100's	1.00	(197.0) 100's	(197.00)	18,763.0 100's	18,763.0 100's	18,763.00
09/05/2012	D.C / 0000003621	11F064	Peshawar Branch	(323.0) 100's	1.00	(323.0) 100's	(323.00)	18,440.0 100's	18,440.0 100's	18,440.00
09/05/2012	D.C / 0000003619	11F064	Lahore Branch	(1,040.0) 100's	1.00	(1,040.0) 100's	(1,040.00)	17,400.0 100's	17,400.0 100's	17,400.00
09/05/2012	D.C / 0000003611	11F064	Rawalpindi Branch	(260.0) 100's	1.00	(260.0) 100's	(260.00)	17,140.0 100's	17,140.0 100's	17,140.00
10/05/2012	D.C / 0000003635	11H115	Jhelum Branch	(520.0) 100's	1.00	(520.0) 100's	(520.00)	16,620.0 100's	16,620.0 100's	16,620.00
10/05/2012	D.C / 0000003634	11H115	Peshawar Branch	(520.0) 100's	1.00	(520.0) 100's	(520.00)	16,100.0 100's	16,100.0 100's	16,100.00
10/05/2012	D.C / 0000003629	11H115	Karachi Branch	(2,040.0) 100's	1.00	(2,040.0) 100's	(2,040.00)	14,060.0 100's	14,060.0 100's	14,060.00
10/05/2012	D.C / 0000003627	11H115	Sargodha Branch	(520.0) 100's	1.00	(520.0) 100's	(520.00)	13,540.0 100's	13,540.0 100's	13,540.00
14/05/2012	SAO / 0000000014	11H115	Ware House A	(2.0) 100's	1.00	(2.0) 100's	(2.00)	13,538.0 100's	13,538.0 100's	13,538.00
14/05/2012	D.C / 0000003673	11H115	SAHIWAL BRANCH	(136.0) 100's	1.00	(136.0) 100's	(136.00)	13,402.0 100's	13,402.0 100's	13,402.00
14/05/2012	D.C / 0000003654	11H115	Bahawalpur Branch	(520.0) 100's	1.00	(520.0) 100's	(520.00)	12,882.0 100's	12,882.0 100's	12,882.00
17/05/2012	D.C / 0000003749	11H115	Mardan Branch	(104.0) 100's	1.00	(104.0) 100's	(104.00)	12,778.0 100's	12,778.0 100's	12,778.00
18/05/2012	D.C / 0000003786	11H115	Sukkur Branch	(260.0) 100's	1.00	(260.0) 100's	(260.00)	12,518.0 100's	12,518.0 100's	12,518.00
21/05/2012	D.C / 0000003787	11H116	Hyderabad Branch	(520.0) 100's	1.00	(520.0) 100's	(520.00)	11,998.0 100's	11,998.0 100's	11,998.00
21/05/2012	D.C / 0000003781	11H116	Rawalpindi Branch	(1,354.0) 100's	1.00	(1,354.0) 100's	(1,354.00)	10,644.0 100's	10,644.0 100's	10,644.00
21/05/2012	D.C / 0000003781	11H115	Rawalpindi Branch	(726.0) 100's	1.00	(726.0) 100's	(726.00)	9,918.0 100's	9,918.0 100's	9,918.00
23/05/2012	D.C / 0000003812	11H116	Faisalabad Branch	(520.0) 100's	1.00	(520.0) 100's	(520.00)	9,398.0 100's	9,398.0 100's	9,398.00
23/05/2012	D.C / 0000003811	11H116	Lahore Branch	(1,040.0) 100's	1.00	(1,040.0) 100's	(1,040.00)	8,358.0 100's	8,358.0 100's	8,358.00
24/05/2012	D.C / 0000003844	11H116	Gujranwala Branch	(1,040.0) 100's	1.00	(1,040.0) 100's	(1,040.00)	7,318.0 100's	7,318.0 100's	7,318.00
24/05/2012	D.C / 0000003841	11H116	Bannu Branch	(260.0) 100's	1.00	(260.0) 100's	(260.00)	7,058.0 100's	7,058.0 100's	7,058.00
24/05/2012	D.C / 0000003840	11H116	Jhelum Branch	(156.0) 100's	1.00	(156.0) 100's	(156.00)	6,902.0 100's	6,902.0 100's	6,902.00
24/05/2012	D.C / 0000003839	11H116	Sargodha Branch	(520.0) 100's	1.00	(520.0) 100's	(520.00)	6,382.0 100's	6,382.0 100's	6,382.00
24/05/2012	D.C / 0000003838	11H116	Peshawar Branch	(520.0) 100's	1.00	(520.0) 100's	(520.00)	5,862.0 100's	5,862.0 100's	5,862.00
25/05/2012	D.C / 0000003877	11H116	Peshawar Branch	(520.0) 100's	1.00	(520.0) 100's	(520.00)	5,342.0 100's	5,342.0 100's	5,342.00
25/05/2012	D.C / 0000003875	11H116	Rawalpindi Branch	(2,080.0) 100's	1.00	(2,080.0) 100's	(2,080.00)	3,262.0 100's	3,262.0 100's	3,262.00
25/05/2012	D.C / 0000003873	11H116	Jhelum Branch	(210.0) 100's	1.00	(210.0) 100's	(210.00)	3,052.0 100's	3,052.0 100's	3,052.00
26/05/2012	D.C / 0000003872	11H116	SAHIWAL BRANCH	(520.0) 100's	1.00	(520.0) 100's	(520.00)	2,532.0 100's	2,532.0 100's	2,532.00
26/05/2012	D.C / 0000003866	11H116	Karachi Branch	(1,040.0) 100's	1.00	(1,040.0) 100's	(1,040.00)	1,492.0 100's	1,492.0 100's	1,492.00
26/05/2012	D.C / 0000003907	11H116	SAHIWAL BRANCH	(192.0) 100's	1.00	(192.0) 100's	(192.00)	1,300.0 100's	1,300.0 100's	1,300.00
26/05/2012	D.C / 0000003894	11H116	Gujranwala Branch	(520.0) 100's	1.00	(520.0) 100's	(520.00)	780.0 100's	780.0 100's	780.00





# Global Pharmaceuticals (Pvt) Ltd.

## Stock Movement Detail

Date From 01/06/2010 To 01/06/2012

Item Discrete Selected

Location From (01) Ware House A To (06) Marketing Store

Date	Document	Batch No.	Party Name	No. of Packs	Rate	Quantity	Amount	Balance No. of Packs	Balance Quantity	Balance Amount	
<b>Location: (01) Ware House A</b>											
<b>(0104001010042) Thyroxin 50mcg TAB Size 1</b>											
26/05/2012	D.C / 0000003886	11H116	Abbottabad Branch	(780.0) 100's	1.00	(780.0) 100's	(780.00)	0.0 100's	0.0 100's	0.00	
<b>Closing Balance</b>								<b>0.0 100's</b>	<b>0.0 100's</b>	<b>0.00</b>	
<b>Opening Balance</b>									<b>780.0 100's</b>	<b>780.0 100's</b>	<b>780.00</b>

Summary	No. of Packs	Quantity	Amount
Opening	0.0	0.0	0.00
Movement	0.0	0.0	0.00
Closing	0.0	0.0	0.00



133





# Global Pharmaceuticals (Pvt) Ltd.


## Stock Movement Detail

Date From 01/06/2010 To 29/06/2016

Item Discrete Selected

Location From (01) Ware House A To (06) Marketing Store

Date	Document	Batch No.	Party Name	No. of Packs	Rate	Quantity	Amount	Balance No. of Packs	Balance Quantity	Balance Amount
<b>Location: (01) Ware House A</b>										
(0104001010167) T4 50mcg Tab. Size 1							Opening Balance	0.0 2 x 25's	0.0 2 x 25's	0.00
26/03/2013	SAI / 0000002614	12M288	Ware House A	45,572.0 2 x 25's	1.00	45,572.0 2 x 25's	45,572.00	45,572.0 2 x 25's	45,572.0 2 x 25's	45,572.00
03/04/2013	D.C / 0000004677	12M288	Gujranwala Branch	(900.0) 2 x 25's	1.00	(900.0) 2 x 25's	(900.00)	44,672.0 2 x 25's	44,672.0 2 x 25's	44,672.00
03/04/2013	D.C / 0000004675	12M288	D.G KHAN BRANCH	(900.0) 2 x 25's	1.00	(900.0) 2 x 25's	(900.00)	43,772.0 2 x 25's	43,772.0 2 x 25's	43,772.00
03/04/2013	D.C / 0000004684	12M288	Multan Branch	(1,350.0) 2 x 25's	1.00	(1,350.0) 2 x 25's	(1,350.00)	42,422.0 2 x 25's	42,422.0 2 x 25's	42,422.00
03/04/2013	D.C / 0000004687	12M288	Rawalpindi Branch	(2,250.0) 2 x 25's	1.00	(2,250.0) 2 x 25's	(2,250.00)	40,172.0 2 x 25's	40,172.0 2 x 25's	40,172.00
03/04/2013	D.C / 0000004678	12M288	Hyderabad Branch	(1,350.0) 2 x 25's	1.00	(1,350.0) 2 x 25's	(1,350.00)	38,822.0 2 x 25's	38,822.0 2 x 25's	38,822.00
03/04/2013	D.C / 0000004683	12M288	MINGORA BRANCH	(900.0) 2 x 25's	1.00	(900.0) 2 x 25's	(900.00)	37,922.0 2 x 25's	37,922.0 2 x 25's	37,922.00
03/04/2013	D.C / 0000004674	12M288	Bannu Branch	(900.0) 2 x 25's	1.00	(900.0) 2 x 25's	(900.00)	37,022.0 2 x 25's	37,022.0 2 x 25's	37,022.00
03/04/2013	D.C / 0000004679	12M288	Jhelum Branch	(900.0) 2 x 25's	1.00	(900.0) 2 x 25's	(900.00)	36,122.0 2 x 25's	36,122.0 2 x 25's	36,122.00
03/04/2013	D.C / 0000004682	12M288	Mardan Branch	(900.0) 2 x 25's	1.00	(900.0) 2 x 25's	(900.00)	35,222.0 2 x 25's	35,222.0 2 x 25's	35,222.00
03/04/2013	D.C / 0000004689	12M288	Sargodha Branch	(900.0) 2 x 25's	1.00	(900.0) 2 x 25's	(900.00)	34,322.0 2 x 25's	34,322.0 2 x 25's	34,322.00
03/04/2013	D.C / 0000004681	12M288	Lahore Branch	(2,250.0) 2 x 25's	1.00	(2,250.0) 2 x 25's	(2,250.00)	32,072.0 2 x 25's	32,072.0 2 x 25's	32,072.00
03/04/2013	D.C / 0000004685	12M288	Peshawar Branch	(900.0) 2 x 25's	1.00	(900.0) 2 x 25's	(900.00)	31,172.0 2 x 25's	31,172.0 2 x 25's	31,172.00
03/04/2013	D.C / 0000004680	12M288	Karachi Branch	(1,800.0) 2 x 25's	1.00	(1,800.0) 2 x 25's	(1,800.00)	29,372.0 2 x 25's	29,372.0 2 x 25's	29,372.00
03/04/2013	D.C / 0000004672	12M288	Abbottabad Branch	(900.0) 2 x 25's	1.00	(900.0) 2 x 25's	(900.00)	28,472.0 2 x 25's	28,472.0 2 x 25's	28,472.00
03/04/2013	D.C / 0000004673	12M288	Bahawalpur Branch	(1,350.0) 2 x 25's	1.00	(1,350.0) 2 x 25's	(1,350.00)	27,122.0 2 x 25's	27,122.0 2 x 25's	27,122.00
03/04/2013	D.C / 0000004688	12M288	SAHIWAL BRANCH	(900.0) 2 x 25's	1.00	(900.0) 2 x 25's	(900.00)	26,222.0 2 x 25's	26,222.0 2 x 25's	26,222.00
03/04/2013	D.C / 0000004690	12M288	Sukkur Branch	(1,350.0) 2 x 25's	1.00	(1,350.0) 2 x 25's	(1,350.00)	24,872.0 2 x 25's	24,872.0 2 x 25's	24,872.00
03/04/2013	D.C / 0000004676	12M288	Faisalabad Branch	(1,350.0) 2 x 25's	1.00	(1,350.0) 2 x 25's	(1,350.00)	23,522.0 2 x 25's	23,522.0 2 x 25's	23,522.00
03/04/2013	D.C / 0000004686	12M288	Quetta Branch	(900.0) 2 x 25's	1.00	(900.0) 2 x 25's	(900.00)	22,622.0 2 x 25's	22,622.0 2 x 25's	22,622.00
30/05/2013	D.C / 0000005997	12M288	Faisalabad Branch	(1,350.0) 2 x 25's	1.00	(1,350.0) 2 x 25's	(1,350.00)	21,272.0 2 x 25's	21,272.0 2 x 25's	21,272.00
30/05/2013	D.C / 0000006004	12M288	Abbottabad Branch	(900.0) 2 x 25's	1.00	(900.0) 2 x 25's	(900.00)	20,372.0 2 x 25's	20,372.0 2 x 25's	20,372.00
30/05/2013	D.C / 0000006002	12M288	Rawalpindi Branch	(1,800.0) 2 x 25's	1.00	(1,800.0) 2 x 25's	(1,800.00)	18,572.0 2 x 25's	18,572.0 2 x 25's	18,572.00
30/05/2013	D.C / 0000005985	12M288	Bahawalpur Branch	(1,350.0) 2 x 25's	1.00	(1,350.0) 2 x 25's	(1,350.00)	17,222.0 2 x 25's	17,222.0 2 x 25's	17,222.00
30/05/2013	D.C / 0000006306	12M288	Mardan Branch	(900.0) 2 x 25's	1.00	(900.0) 2 x 25's	(900.00)	16,322.0 2 x 25's	16,322.0 2 x 25's	16,322.00
30/05/2013	D.C / 0000006008	12M288	MINGORA BRANCH	(900.0) 2 x 25's	1.00	(900.0) 2 x 25's	(900.00)	15,422.0 2 x 25's	15,422.0 2 x 25's	15,422.00
30/05/2013	D.C / 0000006005	12M288	Peshawar Branch	(900.0) 2 x 25's	1.00	(900.0) 2 x 25's	(900.00)	14,522.0 2 x 25's	14,522.0 2 x 25's	14,522.00
30/05/2013	D.C / 0000005996	12M288	Multan Branch	(1,350.0) 2 x 25's	1.00	(1,350.0) 2 x 25's	(1,350.00)	13,172.0 2 x 25's	13,172.0 2 x 25's	13,172.00
30/05/2013	D.C / 0000006000	12M288	Lahore Branch	(2,372.0) 2 x 25's	1.00	(2,372.0) 2 x 25's	(2,372.00)	10,800.0 2 x 25's	10,800.0 2 x 25's	10,800.00
30/05/2013	D.C / 0000006001	12M288	Gujranwala Branch	(900.0) 2 x 25's	1.00	(900.0) 2 x 25's	(900.00)	9,900.0 2 x 25's	9,900.0 2 x 25's	9,900.00
30/05/2013	D.C / 0000005993	12M288	Sukkur Branch	(1,350.0) 2 x 25's	1.00	(1,350.0) 2 x 25's	(1,350.00)	8,550.0 2 x 25's	8,550.0 2 x 25's	8,550.00
30/05/2013	D.C / 0000005998	12M288	Sargodha Branch	(900.0) 2 x 25's	1.00	(900.0) 2 x 25's	(900.00)	7,650.0 2 x 25's	7,650.0 2 x 25's	7,650.00
30/05/2013	D.C / 0000005992	12M288	Hyderabad Branch	(1,350.0) 2 x 25's	1.00	(1,350.0) 2 x 25's	(1,350.00)	6,300.0 2 x 25's	6,300.0 2 x 25's	6,300.00
30/05/2013	D.C / 0000005999	12M288	SAHIWAL BRANCH	(900.0) 2 x 25's	1.00	(900.0) 2 x 25's	(900.00)	5,400.0 2 x 25's	5,400.0 2 x 25's	5,400.00
30/05/2013	D.C / 0000006003	12M288	Jhelum Branch	(900.0) 2 x 25's	1.00	(900.0) 2 x 25's	(900.00)	4,500.0 2 x 25's	4,500.0 2 x 25's	4,500.00
30/05/2013	D.C / 0000005994	12M288	Quetta Branch	(900.0) 2 x 25's	1.00	(900.0) 2 x 25's	(900.00)	3,600.0 2 x 25's	3,600.0 2 x 25's	3,600.00
30/05/2013	D.C / 0000005991	12M288	Karachi Branch	(1,800.0) 2 x 25's	1.00	(1,800.0) 2 x 25's	(1,800.00)	1,800.0 2 x 25's	1,800.0 2 x 25's	1,800.00
30/05/2013	D.C / 0000006009	12M288	Bannu Branch	(900.0) 2 x 25's	1.00	(900.0) 2 x 25's	(900.00)	900.0 2 x 25's	900.0 2 x 25's	900.00
30/05/2013	D.C / 0000006007	12M288	D.G KHAN BRANCH	(900.0) 2 x 25's	1.00	(900.0) 2 x 25's	(900.00)	0.0 2 x 25's	0.0 2 x 25's	0.00
14/04/2014	SRN / 0000000007	12M288	SAHIWAL BRANCH	450.0 2 x 25's	1.00	450.0 2 x 25's	450.00	450.0 2 x 25's	450.0 2 x 25's	450.00
14/04/2014	SRN / 0000000005	12M288	Mardan Branch	1,350.0 2 x 25's	1.00	1,350.0 2 x 25's	1,350.00	1,800.0 2 x 25's	1,800.0 2 x 25's	1,800.00
14/04/2014	SRN / 0000000003	12M288	Bannu Branch	450.0 2 x 25's	0.00	450.0 2 x 25's	0.00	2,250.0 2 x 25's	2,250.0 2 x 25's	1,800.00
14/04/2014	SRN / 0000000004	12M288	Lahore Branch	3,140.0 2 x 25's	1.00	3,140.0 2 x 25's	3,140.00	5,390.0 2 x 25's	5,390.0 2 x 25's	4,940.00
14/04/2014	SRN / 0000000014	12M288	Faisalabad Branch	1,350.0 2 x 25's	1.00	1,350.0 2 x 25's	1,350.00	6,740.0 2 x 25's	6,740.0 2 x 25's	6,290.00
14/04/2014	SRN / 0000000010	12M288	Gujranwala Branch	450.0 2 x 25's	1.00	450.0 2 x 25's	450.00	7,190.0 2 x 25's	7,190.0 2 x 25's	6,740.00
15/04/2014	SRN / 0000000008	12M288	Peshawar Branch	900.0 2 x 25's	1.00	900.0 2 x 25's	900.00	8,090.0 2 x 25's	8,090.0 2 x 25's	7,640.00





# Global Pharmaceuticals (Pvt) Ltd.

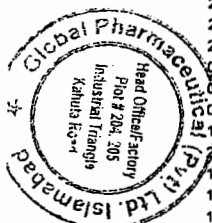
## Stock Movement Detail

Date From 01/06/2010 To 29/06/2016

Item Discrete Selected

Location From (01) Ware House A To (06) Marketing Store

Date	Document	Batch No.	Party Name	No. of Packs	Rate	Quantity	Amount	Balance No. of Packs	Balance Quantity	Balance Amount
							Opening Balance	8,090.0 2 x 25's	8,090.0 2 x 25's	7,640.00
15/04/2014	SRN / 0000000011	12M288	D.G KHAN BRANCH	450.0 2 x 25's	1.00	450.0 2 x 25's	450.00	8,540.0 2 x 25's	8,540.0 2 x 25's	8,090.00
15/04/2014	SRN / 0000000013	12M288	Quetta Branch	900.0 2 x 25's	1.00	900.0 2 x 25's	900.00	9,440.0 2 x 25's	9,440.0 2 x 25's	8,990.00
15/04/2014	SRN / 0000000012	12M288	Bahawalpur Branch	1,350.0 2 x 25's	1.00	1,350.0 2 x 25's	1,350.00	10,790.0 2 x 25's	10,790.0 2 x 25's	10,340.00
15/04/2014	SRN / 0000000009	12M288	Rawalpindi Branch	1,350.0 2 x 25's	1.00	1,350.0 2 x 25's	1,350.00	12,140.0 2 x 25's	12,140.0 2 x 25's	11,690.00
15/04/2014	D.C / 0000006267	12M288	JACOBABAD BRANCH	(450.0) 2 x 25's	0.93	(450.0) 2 x 25's	(417.81)	11,690.0 2 x 25's	11,690.0 2 x 25's	11,272.19
15/04/2014	D.C / 0000006261	12M288	Abbottabad Branch	(900.0) 2 x 25's	0.93	(900.0) 2 x 25's	(835.61)	10,790.0 2 x 25's	10,790.0 2 x 25's	10,436.58
15/04/2014	D.C / 0000006268	12M288	NAWAB SHAH BRANCH	(450.0) 2 x 25's	0.93	(450.0) 2 x 25's	(417.81)	10,340.0 2 x 25's	10,340.0 2 x 25's	10,018.77
16/04/2014	SRN / 0000000018	12M288	Sargodha Branch	450.0 2 x 25's	1.00	450.0 2 x 25's	450.00	10,790.0 2 x 25's	10,790.0 2 x 25's	10,468.77
16/04/2014	SRN / 0000000017	12M288	Multan Branch	1,350.0 2 x 25's	1.00	1,350.0 2 x 25's	1,350.00	12,140.0 2 x 25's	12,140.0 2 x 25's	11,818.77
18/04/2014	SRN / 0000000019	12M288	Lahore Branch	10.0 2 x 25's	1.00	10.0 2 x 25's	10.00	12,150.0 2 x 25's	12,150.0 2 x 25's	11,828.77
18/04/2014	SRN / 0000000022	12M288	Jhelum Branch	450.0 2 x 25's	1.00	450.0 2 x 25's	450.00	12,600.0 2 x 25's	12,600.0 2 x 25's	12,278.77
18/04/2014	SRN / 0000000020	12M288	Hyderabad Branch	1,350.0 2 x 25's	1.00	1,350.0 2 x 25's	1,350.00	13,950.0 2 x 25's	13,950.0 2 x 25's	13,628.77
18/04/2014	SRN / 0000000021	12M288	Karachi Branch	1,800.0 2 x 25's	1.00	1,800.0 2 x 25's	1,800.00	15,750.0 2 x 25's	15,750.0 2 x 25's	15,428.77
23/04/2014	SRN / 0000000023	12M288	Sukkur Branch	922.0 2 x 25's	1.00	922.0 2 x 25's	922.00	16,672.0 2 x 25's	16,672.0 2 x 25's	16,350.77
25/06/2014	D.C / 0000007976	12M288	SAMPLES	(20.0) 2 x 25's	0.98	(20.0) 2 x 25's	(19.61)	16,652.0 2 x 25's	16,652.0 2 x 25's	16,331.16
26/06/2014	D.C / 0000008011	12M288	Peshawar Branch	(450.0) 2 x 25's	0.98	(450.0) 2 x 25's	(441.33)	16,202.0 2 x 25's	16,202.0 2 x 25's	15,989.83
26/06/2014	D.C / 0000008009	12M288	Jhelum Branch	(450.0) 2 x 25's	0.98	(450.0) 2 x 25's	(441.33)	15,752.0 2 x 25's	15,752.0 2 x 25's	15,448.50
26/06/2014	D.C / 0000008017	12M288	NAWAB SHAH BRANCH	(450.0) 2 x 25's	0.98	(450.0) 2 x 25's	(441.33)	15,302.0 2 x 25's	15,302.0 2 x 25's	15,007.17
26/06/2014	D.C / 0000008002	12M288	Bahawalpur Branch	(900.0) 2 x 25's	0.98	(900.0) 2 x 25's	(882.66)	14,402.0 2 x 25's	14,402.0 2 x 25's	14,124.51
26/06/2014	D.C / 0000007997	12M288	Rawalpindi Branch	(900.0) 2 x 25's	0.98	(900.0) 2 x 25's	(882.66)	13,502.0 2 x 25's	13,502.0 2 x 25's	13,241.86
26/06/2014	D.C / 0000008001	12M288	Quetta Branch	(900.0) 2 x 25's	0.98	(900.0) 2 x 25's	(882.66)	12,602.0 2 x 25's	12,602.0 2 x 25's	12,359.20
26/06/2014	D.C / 0000008006	12M288	SAHIWAL BRANCH	(900.0) 2 x 25's	0.98	(900.0) 2 x 25's	(882.66)	11,702.0 2 x 25's	11,702.0 2 x 25's	11,476.54
09/07/2014	D.C / 0000000226	12M288	Bahawalpur Branch	(450.0) 2 x 25's	0.98	(450.0) 2 x 25's	(441.33)	11,252.0 2 x 25's	11,252.0 2 x 25's	11,035.22
09/07/2014	D.C / 0000000221	12M288	Rawalpindi Branch	(900.0) 2 x 25's	0.98	(900.0) 2 x 25's	(882.66)	10,352.0 2 x 25's	10,352.0 2 x 25's	10,152.56
09/07/2014	D.C / 0000000241	12M288	NAWAB SHAH BRANCH	(450.0) 2 x 25's	0.98	(450.0) 2 x 25's	(441.33)	9,902.0 2 x 25's	9,902.0 2 x 25's	9,711.23
09/07/2014	D.C / 0000000235	12M288	Peshawar Branch	(450.0) 2 x 25's	0.98	(450.0) 2 x 25's	(441.33)	9,452.0 2 x 25's	9,452.0 2 x 25's	9,269.90
09/07/2014	D.C / 0000000231	12M288	Lahore Branch	(450.0) 2 x 25's	0.98	(450.0) 2 x 25's	(441.33)	9,002.0 2 x 25's	9,002.0 2 x 25's	8,828.57
11/07/2014	D.C / 0000000286	12M288	Quetta Branch	(900.0) 2 x 25's	0.98	(900.0) 2 x 25's	(882.66)	8,102.0 2 x 25's	8,102.0 2 x 25's	7,945.92
11/07/2014	D.C / 0000000314	12M288	Gujranwala Branch	(900.0) 2 x 25's	0.98	(900.0) 2 x 25's	(882.66)	7,202.0 2 x 25's	7,202.0 2 x 25's	7,063.26
14/07/2014	D.C / 0000000344	12M288	Jhelum Branch	(900.0) 2 x 25's	0.98	(900.0) 2 x 25's	(882.67)	6,302.0 2 x 25's	6,302.0 2 x 25's	6,180.59
15/07/2014	D.C / 0000000371	12M288	SAMPLES	(10.0) 2 x 25's	0.98	(10.0) 2 x 25's	(9.81)	6,292.0 2 x 25's	6,292.0 2 x 25's	6,170.79
05/08/2014	D.C / 0000000691	12M288	Bahawalpur Branch	(900.0) 2 x 25's	0.98	(900.0) 2 x 25's	(882.66)	5,392.0 2 x 25's	5,392.0 2 x 25's	5,288.13
19/08/2014	D.C / 0000001014	12M288	SAHIWAL BRANCH	(450.0) 2 x 25's	0.98	(450.0) 2 x 25's	(441.33)	4,942.0 2 x 25's	4,942.0 2 x 25's	4,848.80
21/08/2014	D.C / 0000001132	12M288	NAWAB SHAH BRANCH	(200.0) 2 x 25's	0.98	(200.0) 2 x 25's	(196.15)	4,742.0 2 x 25's	4,742.0 2 x 25's	4,650.65
21/08/2014	D.C / 0000001126	12M288	Rawalpindi Branch	(400.0) 2 x 25's	0.98	(400.0) 2 x 25's	(392.29)	4,342.0 2 x 25's	4,342.0 2 x 25's	4,258.38
21/08/2014	D.C / 0000001128	12M288	Hyderabad Branch	(200.0) 2 x 25's	0.98	(200.0) 2 x 25's	(196.15)	4,142.0 2 x 25's	4,142.0 2 x 25's	4,062.21
21/08/2014	D.C / 0000001130	12M288	Quetta Branch	(400.0) 2 x 25's	0.98	(400.0) 2 x 25's	(392.29)	3,742.0 2 x 25's	3,742.0 2 x 25's	3,669.92
22/08/2014	D.C / 0000001133	12M288	Bahawalpur Branch	(500.0) 2 x 25's	0.98	(500.0) 2 x 25's	(490.37)	3,242.0 2 x 25's	3,242.0 2 x 25's	3,179.55
02/09/2014	D.C / 0000001469	12M288	Faisalabad Branch	(100.0) 2 x 25's	0.98	(100.0) 2 x 25's	(98.07)	3,142.0 2 x 25's	3,142.0 2 x 25's	3,081.48
02/09/2014	D.C / 0000001474	12M288	Jhelum Branch	(500.0) 2 x 25's	0.98	(500.0) 2 x 25's	(490.37)	2,642.0 2 x 25's	2,642.0 2 x 25's	2,591.11
02/09/2014	D.C / 0000001473	12M288	Gujranwala Branch	(300.0) 2 x 25's	0.98	(300.0) 2 x 25's	(294.22)	2,342.0 2 x 25's	2,342.0 2 x 25's	2,296.88
10/09/2014	D.C / 0000001741	12M288	Jhelum Branch	(450.0) 2 x 25's	0.98	(450.0) 2 x 25's	(441.33)	1,892.0 2 x 25's	1,892.0 2 x 25's	1,855.56
23/09/2014	D.C / 0000002081	12M288	Sukkur Branch	(250.0) 2 x 25's	0.98	(250.0) 2 x 25's	(245.19)	1,642.0 2 x 25's	1,642.0 2 x 25's	1,610.37
14/10/2014	D.C / 0000002490	12M288	Jhelum Branch	(450.0) 2 x 25's	0.98	(450.0) 2 x 25's	(441.33)	1,192.0 2 x 25's	1,192.0 2 x 25's	1,169.04
17/10/2014	D.C / 0000002645	12M288	SAHIWAL BRANCH	(200.0) 2 x 25's	0.98	(200.0) 2 x 25's	(196.15)	992.0 2 x 25's	992.0 2 x 25's	972.89
14/11/2014	D.C / 0000003361	12M288	Rawalpindi Branch	(352.0) 2 x 25's	0.98	(352.0) 2 x 25's	(345.22)	640.0 2 x 25's	640.0 2 x 25's	627.67





# Global Pharmaceuticals (Pvt) Ltd.


## Stock Movement Detail

Date From 01/06/2010 To 29/06/2016

Item Discrete Selected

Location From (01) Ware House A To (06) Marketing Store

Date	Document	Batch No.	Party Name	No. of Packs	Rate	Quantity	Amount	Balance No. of Packs	Balance Quantity	Balance Amount
<b>Location: (01) Ware House A</b>										
<b>(0104001010177) T4 50mcg Tab. (100's) Size 1</b>										
							<b>Opening Balance</b>	<b>9,256.0 100's</b>	<b>9,256.0 100's</b>	<b>9,256.00</b>
28/08/2014	D.C / 0000001315	14H166	Sargodha Branch	(1,056.0) 100's	1.00	(1,056.0) 100's	(1,056.00)	8,200.0 100's	8,200.0 100's	8,200.00
28/08/2014	D.C / 0000001316	14H166	SAHIWAL BRANCH	(1,056.0) 100's	1.00	(1,056.0) 100's	(1,056.00)	7,144.0 100's	7,144.0 100's	7,144.00
28/08/2014	D.C / 0000001317	14H166	Lahore Branch	(1,408.0) 100's	1.00	(1,408.0) 100's	(1,408.00)	5,736.0 100's	5,736.0 100's	5,736.00
28/08/2014	D.C / 0000001318	14H166	Gujranwala Branch	(704.0) 100's	1.00	(704.0) 100's	(704.00)	5,032.0 100's	5,032.0 100's	5,032.00
28/08/2014	D.C / 0000001319	14H166	Jhelum Branch	(704.0) 100's	1.00	(704.0) 100's	(704.00)	4,328.0 100's	4,328.0 100's	4,328.00
28/08/2014	D.C / 0000001321	14H166	Peshawar Branch	(1,056.0) 100's	1.00	(1,056.0) 100's	(1,056.00)	3,272.0 100's	3,272.0 100's	3,272.00
28/08/2014	D.C / 0000001313	14H166	Multan Branch	(1,056.0) 100's	1.00	(1,056.0) 100's	(1,056.00)	2,216.0 100's	2,216.0 100's	2,216.00
28/08/2014	D.C / 0000001322	14H166	Mardan Branch	(352.0) 100's	1.00	(352.0) 100's	(352.00)	1,864.0 100's	1,864.0 100's	1,864.00
28/08/2014	D.C / 0000001323	14H166	D.G KHAN BRANCH	(352.0) 100's	1.00	(352.0) 100's	(352.00)	1,512.0 100's	1,512.0 100's	1,512.00
28/08/2014	D.C / 0000001326	14H166	JACOBABAD BRANCH	(1,056.0) 100's	1.00	(1,056.0) 100's	(1,056.00)	456.0 100's	456.0 100's	456.00
28/08/2014	D.C / 0000001327	14H166	NAWAB SHAH BRANCH	(352.0) 100's	1.00	(352.0) 100's	(352.00)	104.0 100's	104.0 100's	104.00
05/09/2014	MRN / 0000000098	14H397	DISTRIBUTION	24,323.0 100's	1.00	24,323.0 100's	24,323.00	24,427.0 100's	24,427.0 100's	24,427.00
05/09/2014	D.C / 0000001600	14H166	Rawalpindi Branch	(104.0) 100's	1.00	(104.0) 100's	(104.00)	24,323.0 100's	24,323.0 100's	24,323.00
05/09/2014	D.C / 0000001600	14H397	Rawalpindi Branch	(2,712.0) 100's	1.00	(2,712.0) 100's	(2,712.00)	21,611.0 100's	21,611.0 100's	21,611.00
05/09/2014	D.C / 0000001602	14H397	Hyderabad Branch	(1,056.0) 100's	1.00	(1,056.0) 100's	(1,056.00)	20,555.0 100's	20,555.0 100's	20,555.00
05/09/2014	D.C / 0000001605	14H397	Bahawalpur Branch	(1,056.0) 100's	1.00	(1,056.0) 100's	(1,056.00)	19,499.0 100's	19,499.0 100's	19,499.00
05/09/2014	D.C / 0000001606	14H397	Multan Branch	(1,056.0) 100's	1.00	(1,056.0) 100's	(1,056.00)	18,443.0 100's	18,443.0 100's	18,443.00
05/09/2014	D.C / 0000001608	14H397	Sargodha Branch	(704.0) 100's	1.00	(704.0) 100's	(704.00)	17,739.0 100's	17,739.0 100's	17,739.00
05/09/2014	D.C / 0000001609	14H397	SAHIWAL BRANCH	(1,056.0) 100's	1.00	(1,056.0) 100's	(1,056.00)	16,683.0 100's	16,683.0 100's	16,683.00
05/09/2014	D.C / 0000001610	14H397	Lahore Branch	(2,112.0) 100's	1.00	(2,112.0) 100's	(2,112.00)	14,571.0 100's	14,571.0 100's	14,571.00
05/09/2014	D.C / 0000001611	14H397	Gujranwala Branch	(1,056.0) 100's	1.00	(1,056.0) 100's	(1,056.00)	13,515.0 100's	13,515.0 100's	13,515.00
05/09/2014	D.C / 0000001612	14H397	Jhelum Branch	(1,056.0) 100's	1.00	(1,056.0) 100's	(1,056.00)	12,459.0 100's	12,459.0 100's	12,459.00
05/09/2014	D.C / 0000001613	14H397	Abbottabad Branch	(352.0) 100's	1.00	(352.0) 100's	(352.00)	12,107.0 100's	12,107.0 100's	12,107.00
05/09/2014	D.C / 0000001614	14H397	Peshawar Branch	(704.0) 100's	1.00	(704.0) 100's	(704.00)	11,403.0 100's	11,403.0 100's	11,403.00
05/09/2014	D.C / 0000001616	14H397	D.G KHAN BRANCH	(352.0) 100's	1.00	(352.0) 100's	(352.00)	11,051.0 100's	11,051.0 100's	11,051.00
05/09/2014	D.C / 0000001617	14H397	MINGORA BRANCH	(352.0) 100's	1.00	(352.0) 100's	(352.00)	10,699.0 100's	10,699.0 100's	10,699.00
05/09/2014	D.C / 0000001601	14H397	Karachi Branch	(1,056.0) 100's	1.00	(1,056.0) 100's	(1,056.00)	9,643.0 100's	9,643.0 100's	9,643.00
05/09/2014	D.C / 0000001618	14H397	Bannu Branch	(352.0) 100's	1.00	(352.0) 100's	(352.00)	9,291.0 100's	9,291.0 100's	9,291.00
05/09/2014	D.C / 0000001619	14H397	JACOBABAD BRANCH	(704.0) 100's	1.00	(704.0) 100's	(704.00)	8,587.0 100's	8,587.0 100's	8,587.00
05/09/2014	D.C / 0000001620	14H397	NAWAB SHAH BRANCH	(352.0) 100's	1.00	(352.0) 100's	(352.00)	8,235.0 100's	8,235.0 100's	8,235.00
16/09/2014	MRN / 0000000269	14H398	DISTRIBUTION	23,232.0 100's	1.00	23,232.0 100's	23,232.00	31,467.0 100's	31,467.0 100's	31,467.00
16/09/2014	D.C / 0000001660	14H397	Rawalpindi Branch	(2,112.0) 100's	1.00	(2,112.0) 100's	(2,112.00)	29,355.0 100's	29,355.0 100's	29,355.00
16/09/2014	D.C / 0000001863	14H397	Hyderabad Branch	(704.0) 100's	1.00	(704.0) 100's	(704.00)	28,651.0 100's	28,651.0 100's	28,651.00
16/09/2014	D.C / 0000001866	14H397	Bahawalpur Branch	(1,056.0) 100's	1.00	(1,056.0) 100's	(1,056.00)	27,595.0 100's	27,595.0 100's	27,595.00
16/09/2014	D.C / 0000001871	14H397	Lahore Branch	(2,112.0) 100's	1.00	(2,112.0) 100's	(2,112.00)	25,483.0 100's	25,483.0 100's	25,483.00
16/09/2014	D.C / 0000001872	14H397	Gujranwala Branch	(1,056.0) 100's	1.00	(1,056.0) 100's	(1,056.00)	24,427.0 100's	24,427.0 100's	24,427.00
16/09/2014	D.C / 0000001873	14H397	Jhelum Branch	(139.0) 100's	1.00	(139.0) 100's	(139.00)	24,288.0 100's	24,288.0 100's	24,288.00
16/09/2014	D.C / 0000001873	14H398	Jhelum Branch	(213.0) 100's	1.00	(213.0) 100's	(213.00)	24,075.0 100's	24,075.0 100's	24,075.00
16/09/2014	D.C / 0000001875	14H398	Peshawar Branch	(352.0) 100's	1.00	(352.0) 100's	(352.00)	23,723.0 100's	23,723.0 100's	23,723.00
16/09/2014	D.C / 0000001877	14H398	D.G KHAN BRANCH	(704.0) 100's	1.00	(704.0) 100's	(704.00)	23,019.0 100's	23,019.0 100's	23,019.00
16/09/2014	D.C / 0000001878	14H398	MINGORA BRANCH	(352.0) 100's	1.00	(352.0) 100's	(352.00)	22,667.0 100's	22,667.0 100's	22,667.00
16/09/2014	D.C / 0000001879	14H398	Bannu Branch	(352.0) 100's	1.00	(352.0) 100's	(352.00)	22,315.0 100's	22,315.0 100's	22,315.00
16/09/2014	D.C / 0000001862	14H397	Karachi Branch	(1,056.0) 100's	1.00	(1,056.0) 100's	(1,056.00)	21,259.0 100's	21,259.0 100's	21,259.00
16/09/2014	D.C / 0000001890	14H398	JACOBABAD BRANCH	(352.0) 100's	1.00	(352.0) 100's	(352.00)	20,907.0 100's	20,907.0 100's	20,907.00
16/09/2014	D.C / 0000001881	14H398	NAWAB SHAH BRANCH	(352.0) 100's	1.00	(352.0) 100's	(352.00)	20,555.0 100's	20,555.0 100's	20,555.00
24/09/2014	MRN / 0000000463	14H398	DISTRIBUTION	1,598.0 100's	1.00	1,598.0 100's	1,598.00	22,153.0 100's	22,153.0 100's	22,153.00









# Global Pharmaceuticals (Pvt) Ltd.


## Stock Movement Detail

Date From 01/06/2010 To 29/06/2016

Item Discrete Selected

Location From (01) Ware House A To (06) Marketing Store

Date	Document	Batch No.	Party Name	No. of Packs	Rate	Quantity	Amount	Balance No. of Packs	Balance Quantity	Balance Amount
<b>Location: (01) Ware House A</b>										
(0104001010177) T4 50mcg Tab. (100's) Size 1										
			SAMPLES	(20.0) 100's	1.00	(20.0) 100's	(20.00)	89,616.0 100's	89,616.0 100's	89,616.00
15/07/2015	D.C / 0000000400	14H399	Rawalpindi Branch	(1,056.0) 100's	1.00	(1,056.0) 100's	(1,056.00)	88,540.0 100's	88,540.0 100's	88,540.00
03/08/2015	D.C / 0000000707	14H399	Karachi Branch	(1,056.0) 100's	1.00	(1,056.0) 100's	(1,056.00)	87,484.0 100's	87,484.0 100's	87,484.00
03/08/2015	D.C / 0000000717	14H399	Lahore Branch	(2,464.0) 100's	1.00	(2,464.0) 100's	(2,464.00)	85,020.0 100's	85,020.0 100's	85,020.00
03/08/2015	D.C / 0000000718	14H399	Gujranwala Branch	(1,056.0) 100's	1.00	(1,056.0) 100's	(1,056.00)	83,964.0 100's	83,964.0 100's	83,964.00
10/08/2015	D.C / 0000000940	14H399	Karachi Branch	(1,056.0) 100's	1.00	(1,056.0) 100's	(1,056.00)	82,908.0 100's	82,908.0 100's	82,908.00
10/08/2015	D.C / 0000000956	14H399	MINGORA BRANCH	(352.0) 100's	1.00	(352.0) 100's	(352.00)	82,556.0 100's	82,556.0 100's	82,556.00
11/08/2015	D.C / 0000000996	14H399	Karachi Branch	(1,760.0) 100's	1.00	(1,760.0) 100's	(1,760.00)	80,796.0 100's	80,796.0 100's	80,796.00
24/08/2015	D.C / 0000001323	14H399	Sargodha Branch	(352.0) 100's	1.00	(352.0) 100's	(352.00)	80,444.0 100's	80,444.0 100's	80,444.00
26/08/2015	D.C / 0000001402	14H399	Rawalpindi Branch	(520.0) 100's	1.00	(520.0) 100's	(520.00)	79,924.0 100's	79,924.0 100's	79,924.00
26/08/2015	D.C / 0000001404	14H399	Hyderabad Branch	(520.0) 100's	1.00	(520.0) 100's	(520.00)	79,404.0 100's	79,404.0 100's	79,404.00
26/08/2015	D.C / 0000001410	14H399	Sargodha Branch	(520.0) 100's	1.00	(520.0) 100's	(520.00)	78,884.0 100's	78,884.0 100's	78,884.00
26/08/2015	D.C / 0000001413	14H399	Gujranwala Branch	(520.0) 100's	1.00	(520.0) 100's	(520.00)	78,364.0 100's	78,364.0 100's	78,364.00
26/08/2015	D.C / 0000001416	14H399	Peshawar Branch	(1,040.0) 100's	1.00	(1,040.0) 100's	(1,040.00)	77,324.0 100's	77,324.0 100's	77,324.00
31/08/2015	D.C / 0000001523	14H399	Karachi Branch	(2,080.0) 100's	1.00	(2,080.0) 100's	(2,080.00)	75,244.0 100's	75,244.0 100's	75,244.00
16/09/2015	D.C / 0000001922	14H399	Peshawar Branch	(1,408.0) 100's	1.00	(1,408.0) 100's	(1,408.00)	73,836.0 100's	73,836.0 100's	73,836.00
16/09/2015	D.C / 0000001925	14H399	MINGORA BRANCH	(352.0) 100's	1.00	(352.0) 100's	(352.00)	73,484.0 100's	73,484.0 100's	73,484.00
16/09/2015	SAO / 0000000005	14J269	Ware House A	(2,000.0) 100's	1.00	(2,000.0) 100's	(2,000.00)	71,484.0 100's	71,484.0 100's	71,484.00
30/09/2015	D.C / 0000002289	14H399	Rawalpindi Branch	(658.0) 100's	1.00	(658.0) 100's	(658.00)	70,826.0 100's	70,826.0 100's	70,826.00
30/09/2015	D.C / 0000002289	14J269	Rawalpindi Branch	(382.0) 100's	1.00	(382.0) 100's	(382.00)	70,444.0 100's	70,444.0 100's	70,444.00
30/09/2015	D.C / 0000002290	14J269	Karachi Branch	(520.0) 100's	1.00	(520.0) 100's	(520.00)	69,924.0 100's	69,924.0 100's	69,924.00
30/09/2015	D.C / 0000002306	14J269	MINGORA BRANCH	(200.0) 100's	1.00	(200.0) 100's	(200.00)	69,724.0 100's	69,724.0 100's	69,724.00
30/09/2015	D.C / 0000002291	14J269	Hyderabad Branch	(520.0) 100's	1.00	(520.0) 100's	(520.00)	69,204.0 100's	69,204.0 100's	69,204.00
30/09/2015	D.C / 0000002295	14J269	Multan Branch	(200.0) 100's	1.00	(200.0) 100's	(200.00)	69,004.0 100's	69,004.0 100's	69,004.00
30/09/2015	D.C / 0000002297	14J269	Sargodha Branch	(520.0) 100's	1.00	(520.0) 100's	(520.00)	68,484.0 100's	68,484.0 100's	68,484.00
30/09/2015	D.C / 0000002299	14J269	Lahore Branch	(1,040.0) 100's	1.00	(1,040.0) 100's	(1,040.00)	67,444.0 100's	67,444.0 100's	67,444.00
30/09/2015	D.C / 0000002300	14J269	Gujranwala Branch	(1,040.0) 100's	1.00	(1,040.0) 100's	(1,040.00)	66,404.0 100's	66,404.0 100's	66,404.00
30/09/2015	D.C / 0000002301	14J269	Jhelum Branch	(520.0) 100's	1.00	(520.0) 100's	(520.00)	65,884.0 100's	65,884.0 100's	65,884.00
30/09/2015	D.C / 0000002303	14J269	Peshawar Branch	(520.0) 100's	1.00	(520.0) 100's	(520.00)	65,364.0 100's	65,364.0 100's	65,364.00
30/09/2015	D.C / 0000002304	14J269	Mardan Branch	(100.0) 100's	1.00	(100.0) 100's	(100.00)	65,264.0 100's	65,264.0 100's	65,264.00
05/10/2015	SAO / 0000000004	14J269	Ware House A	(3,000.0) 100's	1.00	(3,000.0) 100's	(3,000.00)	62,264.0 100's	62,264.0 100's	62,264.00
06/10/2015	D.C / 0000002433	14J269	Peshawar Branch	(2,080.0) 100's	1.00	(2,080.0) 100's	(2,080.00)	60,184.0 100's	60,184.0 100's	60,184.00
27/10/2015	D.C / 0000002944	14J351	Quetta Branch	(520.0) 100's	1.00	(520.0) 100's	(520.00)	59,664.0 100's	59,664.0 100's	59,664.00
28/10/2015	D.C / 0000002975	14J351	MINGORA BRANCH	(520.0) 100's	1.00	(520.0) 100's	(520.00)	59,144.0 100's	59,144.0 100's	59,144.00
29/10/2015	D.C / 0000003009	14J351	Rawalpindi Branch	(520.0) 100's	1.00	(520.0) 100's	(520.00)	58,624.0 100's	58,624.0 100's	58,624.00
29/10/2015	D.C / 0000003025	14J269	Peshawar Branch	(2,816.0) 100's	1.00	(2,816.0) 100's	(2,816.00)	55,808.0 100's	55,808.0 100's	55,808.00
11/11/2015	D.C / 0000003435	14J269	Quetta Branch	(520.0) 100's	1.00	(520.0) 100's	(520.00)	55,288.0 100's	55,288.0 100's	55,288.00
09/11/2015	D.C / 0000003680	14J269	MINGORA BRANCH	(520.0) 100's	1.00	(520.0) 100's	(520.00)	54,768.0 100's	54,768.0 100's	54,768.00
13/11/2015	D.C / 0000003762	14J351	Quetta Branch	(162.0) 100's	1.00	(162.0) 100's	(162.00)	54,606.0 100's	54,606.0 100's	54,606.00
13/11/2015	D.C / 0000003764	14J351	NAWAB SHAH BRANCH	(159.0) 100's	1.00	(159.0) 100's	(159.00)	54,447.0 100's	54,447.0 100's	54,447.00
23/11/2015	D.C / 0000003765	14J351	D.G KHAN BRANCH	(47.0) 100's	1.00	(47.0) 100's	(47.00)	54,400.0 100's	54,400.0 100's	54,400.00
24/11/2015	D.C / 0000003806	14J351	Gujranwala Branch	(55.0) 100's	1.00	(55.0) 100's	(55.00)	54,345.0 100's	54,345.0 100's	54,345.00
25/11/2015	D.C / 0000003834	14J351	Rawalpindi Branch	(520.0) 100's	1.00	(520.0) 100's	(520.00)	53,825.0 100's	53,825.0 100's	53,825.00
25/11/2015	D.C / 0000003837	14J351	Peshawar Branch	(520.0) 100's	1.00	(520.0) 100's	(520.00)	53,305.0 100's	53,305.0 100's	53,305.00
25/11/2015	D.C / 0000003839	14J351	Bannu Branch	(45.0) 100's	1.00	(45.0) 100's	(45.00)	53,260.0 100's	53,260.0 100's	53,260.00
27/11/2015	D.C / 0000003885	14J269	Peshawar Branch	(3,520.0) 100's	1.00	(3,520.0) 100's	(3,520.00)	49,740.0 100's	49,740.0 100's	49,740.00





# Global Pharmaceuticals (Pvt) Ltd.


## Stock Movement Detail

Date From 01/06/2010 To 29/06/2016

Item Discrete Selected

Location From (01) Ware House A To (06) Marketing Store

Date	Document	Batch No.	Party Name	No. of Packs	Rate	Quantity	Amount	Balance No. of Packs	Balance Quantity	Balance Amount	
<b>Location: (01) Ware House A</b>											
<b>(0104001010177) T4 50mcg Tab. (100's) Size 1</b>											
							Opening Balance	49,740.0 100's	49,740.0 100's	49,740.00	
09/12/2015	D.C / 0000004226	14J269	Quetta Branch	(640.0) 100's	1.00	(640.0) 100's	(640.00)	49,100.0 100's	49,100.0 100's	49,100.00	
11/12/2015	D.C / 0000004266	14J351	Rawalpindi Branch	(520.0) 100's	1.00	(520.0) 100's	(520.00)	48,580.0 100's	48,580.0 100's	48,580.00	
11/12/2015	D.C / 0000004270	14J351	Quetta Branch	(42.0) 100's	1.00	(42.0) 100's	(42.00)	48,538.0 100's	48,538.0 100's	48,538.00	
11/12/2015	D.C / 0000004283	14J351	MINGORA BRANCH	(520.0) 100's	1.00	(520.0) 100's	(520.00)	48,018.0 100's	48,018.0 100's	48,018.00	
11/12/2015	D.C / 0000004284	14J351	Bannu Branch	(63.0) 100's	1.00	(63.0) 100's	(63.00)	47,955.0 100's	47,955.0 100's	47,955.00	
22/12/2015	D.C / 0000004526	14J351	Quetta Branch	(520.0) 100's	1.00	(520.0) 100's	(520.00)	47,435.0 100's	47,435.0 100's	47,435.00	
23/12/2015	D.C / 0000004572	14J351	Sargodha Branch	(520.0) 100's	1.00	(520.0) 100's	(520.00)	46,915.0 100's	46,915.0 100's	46,915.00	
28/12/2015	D.C / 0000004651	14J351	Peshawar Branch	(1,560.0) 100's	1.00	(1,560.0) 100's	(1,560.00)	45,355.0 100's	45,355.0 100's	45,355.00	
29/12/2015	D.C / 0000004669	14J351	MINGORA BRANCH	(520.0) 100's	1.00	(520.0) 100's	(520.00)	44,835.0 100's	44,835.0 100's	44,835.00	
29/12/2015	D.C / 0000004672	14J351	Rawalpindi Branch	(520.0) 100's	1.00	(520.0) 100's	(520.00)	44,315.0 100's	44,315.0 100's	44,315.00	
12/01/2016	D.C / 0000005057	14J351	Hyderabad Branch	(520.0) 100's	1.00	(520.0) 100's	(520.00)	43,795.0 100's	43,795.0 100's	43,795.00	
12/01/2016	D.C / 0000005060	14J351	Bahawalpur Branch	(218.0) 100's	1.00	(218.0) 100's	(218.00)	43,577.0 100's	43,577.0 100's	43,577.00	
12/01/2016	D.C / 0000005061	14J351	Multan Branch	(221.0) 100's	1.00	(221.0) 100's	(221.00)	43,356.0 100's	43,356.0 100's	43,356.00	
12/01/2016	D.C / 0000005067	14J351	Jhelum Branch	(520.0) 100's	1.00	(520.0) 100's	(520.00)	42,836.0 100's	42,836.0 100's	42,836.00	
12/01/2016	D.C / 0000005070	14J351	Mardan Branch	(133.0) 100's	1.00	(133.0) 100's	(133.00)	42,703.0 100's	42,703.0 100's	42,703.00	
12/01/2016	D.C / 0000005072	14J351	MINGORA BRANCH	(1,040.0) 100's	1.00	(1,040.0) 100's	(1,040.00)	41,663.0 100's	41,663.0 100's	41,663.00	
12/01/2016	D.C / 0000005073	14J351	Bannu Branch	(240.0) 100's	1.00	(240.0) 100's	(240.00)	41,423.0 100's	41,423.0 100's	41,423.00	
12/01/2016	D.C / 0000005075	14J351	NAWAB SHAH BRANCH	(202.0) 100's	1.00	(202.0) 100's	(202.00)	41,221.0 100's	41,221.0 100's	41,221.00	
22/01/2016	D.C / 0000005377	14J351	Sargodha Branch	(520.0) 100's	1.00	(520.0) 100's	(520.00)	40,701.0 100's	40,701.0 100's	40,701.00	
25/01/2016	D.C / 0000005399	14J351	Peshawar Branch	(520.0) 100's	1.00	(520.0) 100's	(520.00)	40,181.0 100's	40,181.0 100's	40,181.00	
25/01/2016	D.C / 0000005400	14J351	MINGORA BRANCH	(520.0) 100's	1.00	(520.0) 100's	(520.00)	39,661.0 100's	39,661.0 100's	39,661.00	
26/01/2016	D.C / 0000005431	14J351	Rawalpindi Branch	(520.0) 100's	1.00	(520.0) 100's	(520.00)	39,141.0 100's	39,141.0 100's	39,141.00	
16/02/2016	D.C / 0000006117	14J351	Bahawalpur Branch	(164.0) 100's	1.00	(164.0) 100's	(164.00)	38,977.0 100's	38,977.0 100's	38,977.00	
16/02/2016	D.C / 0000006118	14J351	Multan Branch	(148.0) 100's	1.00	(148.0) 100's	(148.00)	38,829.0 100's	38,829.0 100's	38,829.00	
16/02/2016	D.C / 0000006126	14J351	Abbottabad Branch	(188.0) 100's	1.00	(188.0) 100's	(188.00)	38,641.0 100's	38,641.0 100's	38,641.00	
16/02/2016	D.C / 0000006128	14J351	Mardan Branch	(66.0) 100's	1.00	(66.0) 100's	(66.00)	38,575.0 100's	38,575.0 100's	38,575.00	
16/02/2016	D.C / 0000006129	14J351	D.G KHAN BRANCH	(136.0) 100's	1.00	(136.0) 100's	(136.00)	38,439.0 100's	38,439.0 100's	38,439.00	
16/02/2016	D.C / 0000006131	14J351	Bannu Branch	(116.0) 100's	1.00	(116.0) 100's	(116.00)	38,323.0 100's	38,323.0 100's	38,323.00	
23/02/2016	D.C / 0000006343	14J352	SAMPLES	(2.0) 100's	1.00	(2.0) 100's	(2.00)	38,321.0 100's	38,321.0 100's	38,321.00	
25/02/2016	D.C / 0000006423	14J351	Rawalpindi Branch	(520.0) 100's	1.00	(520.0) 100's	(520.00)	37,801.0 100's	37,801.0 100's	37,801.00	
25/02/2016	D.C / 0000006425	14J351	Peshawar Branch	(1,040.0) 100's	1.00	(1,040.0) 100's	(1,040.00)	36,761.0 100's	36,761.0 100's	36,761.00	
25/02/2016	D.C / 0000006427	14J351	MINGORA BRANCH	(252.0) 100's	1.00	(252.0) 100's	(252.00)	36,509.0 100's	36,509.0 100's	36,509.00	
08/03/2016	D.C / 0000006694	14J269	Rawalpindi Branch	(1,040.0) 100's	1.00	(1,040.0) 100's	(1,040.00)	35,469.0 100's	35,469.0 100's	35,469.00	
14/03/2016	D.C / 0000006664	14J351	Rawalpindi Branch	(1,040.0) 100's	1.00	(1,040.0) 100's	(1,040.00)	34,429.0 100's	34,429.0 100's	34,429.00	
15/03/2016	D.C / 0000006669	14J351	Bahawalpur Branch	(520.0) 100's	1.00	(520.0) 100's	(520.00)	33,909.0 100's	33,909.0 100's	33,909.00	
15/03/2016	D.C / 0000006670	14J351	Multan Branch	(236.0) 100's	1.00	(236.0) 100's	(236.00)	33,673.0 100's	33,673.0 100's	33,673.00	
15/03/2016	D.C / 0000006672	14J351	Sargodha Branch	(1,040.0) 100's	1.00	(1,040.0) 100's	(1,040.00)	32,633.0 100's	32,633.0 100's	32,633.00	
15/03/2016	D.C / 0000006675	14J351	Gujranwala Branch	(520.0) 100's	1.00	(520.0) 100's	(520.00)	32,113.0 100's	32,113.0 100's	32,113.00	
15/03/2016	D.C / 0000006876	14J351	Jhelum Branch	(520.0) 100's	1.00	(520.0) 100's	(520.00)	31,593.0 100's	31,593.0 100's	31,593.00	
15/03/2016	D.C / 0000006879	14J351	Mardan Branch	(187.0) 100's	1.00	(187.0) 100's	(187.00)	31,406.0 100's	31,406.0 100's	31,406.00	
15/03/2016	D.C / 0000007228	14J351	SAMPLES	(2.0) 100's	1.00	(2.0) 100's	(2.00)	31,404.0 100's	31,404.0 100's	31,404.00	
15/04/2016	D.C / 0000007331	14J352	SAMPLES	(3.0) 100's	1.00	(3.0) 100's	(3.00)	31,401.0 100's	31,401.0 100's	31,401.00	
04/04/2016	D.C / 0000007381	14J351	MINGORA BRANCH	(520.0) 100's	1.00	(520.0) 100's	(520.00)	30,881.0 100's	30,881.0 100's	30,881.00	
05/04/2016	D.C / 0000007408	14J351	Rawalpindi Branch	(520.0) 100's	1.00	(520.0) 100's	(520.00)	30,361.0 100's	30,361.0 100's	30,361.00	
15/04/2016	D.C / 0000007698	14J351	Faisalabad Branch	(151.0) 100's	1.00	(151.0) 100's	(151.00)	30,210.0 100's	30,210.0 100's	30,210.00	
20/04/2016	D.C / 0000007857	14J351	Hyderabad Branch	(352.0) 100's	1.00	(352.0) 100's	(352.00)	29,858.0 100's	29,858.0 100's	29,858.00	





# Global Pharmaceuticals (Pvt) Ltd.

## Stock Movement Detail

Date From 01/06/2010 To 29/06/2016

Item Discrete Selected

Location From (01) Ware House A To (05) Marketing Store

Date	Document	Batch No.	Party Name	No. of Packs	Rate	Quantity	Amount	Balance No. of Packs	Balance Quantity	Balance Amount
<b>Location: (01) Ware House A</b>										
<b>(0104001010177) T4 50mcg Tab. (100's) Size 1</b>										
								Opening Balance	29,858.0 100's	29,858.0 100's
21/04/2016	D.C / 0000007893	14J351	Bahawalpur Branch	(100.0) 100's	1.00	(100.0) 100's	(100.00)	29,758.0 100's	29,758.0 100's	29,758.00
21/04/2016	D.C / 0000007946	14J351	D.G KHAN BRANCH	(100.0) 100's	1.00	(100.0) 100's	(100.00)	29,658.0 100's	29,658.0 100's	29,658.00
21/04/2016	D.C / 0000007947	14J351	MINGORA BRANCH	(352.0) 100's	1.00	(352.0) 100's	(352.00)	29,306.0 100's	29,306.0 100's	29,306.00
22/04/2016	D.C / 0000007948	14J351	Multan Branch	(100.0) 100's	1.00	(100.0) 100's	(100.00)	29,206.0 100's	29,206.0 100's	29,206.00
22/04/2016	D.C / 0000007949	14J351	Sargodha Branch	(150.0) 100's	1.00	(150.0) 100's	(150.00)	29,056.0 100's	29,056.0 100's	29,056.00
22/04/2016	D.C / 0000007983	14J351	Gujranwala Branch	(352.0) 100's	1.00	(352.0) 100's	(352.00)	28,704.0 100's	28,704.0 100's	28,704.00
26/04/2016	D.C / 0000008023	14J351	Jhelum Branch	(100.0) 100's	1.00	(100.0) 100's	(100.00)	28,604.0 100's	28,604.0 100's	28,604.00
26/04/2016	D.C / 0000008072	14J351	Abbottabad Branch	(100.0) 100's	1.00	(100.0) 100's	(100.00)	28,504.0 100's	28,504.0 100's	28,504.00
26/04/2016	D.C / 0000008073	14J351	Rawalpindi Branch	(704.0) 100's	1.00	(704.0) 100's	(704.00)	27,800.0 100's	27,800.0 100's	27,800.00
27/04/2016	D.C / 0000008101	14J269	Abbottabad Branch	(352.0) 100's	1.00	(352.0) 100's	(352.00)	27,448.0 100's	27,448.0 100's	27,448.00
23/05/2016	D.C / 0000008703	14J351	Hyderabad Branch	(96.0) 100's	1.00	(96.0) 100's	(96.00)	27,352.0 100's	27,352.0 100's	27,352.00
25/05/2016	D.C / 0000008796	14J351	Bahawalpur Branch	(352.0) 100's	1.00	(352.0) 100's	(352.00)	27,000.0 100's	27,000.0 100's	27,000.00
25/05/2016	D.C / 0000008797	14J351	Multan Branch	(111.0) 100's	1.00	(111.0) 100's	(111.00)	26,889.0 100's	26,889.0 100's	26,889.00
25/05/2016	D.C / 0000008798	14J351	D.G KHAN BRANCH	(90.0) 100's	1.00	(90.0) 100's	(90.00)	26,799.0 100's	26,799.0 100's	26,799.00
25/05/2016	D.C / 0000008800	14J351	NAWAB SHAH BRANCH	(106.0) 100's	1.00	(106.0) 100's	(106.00)	26,693.0 100's	26,693.0 100's	26,693.00
26/05/2016	D.C / 0000008846	14J351	Sargodha Branch	(88.0) 100's	1.00	(88.0) 100's	(88.00)	26,605.0 100's	26,605.0 100's	26,605.00
26/05/2016	D.C / 0000008846	14J352	Sargodha Branch	(41.0) 100's	1.00	(41.0) 100's	(41.00)	26,564.0 100's	26,564.0 100's	26,564.00
26/05/2016	D.C / 0000008850	14J352	Bannu Branch	(94.0) 100's	1.00	(94.0) 100's	(94.00)	26,470.0 100's	26,470.0 100's	26,470.00
30/05/2016	D.C / 0000008886	14J352	Faisalabad Branch	(65.0) 100's	1.00	(65.0) 100's	(65.00)	26,405.0 100's	26,405.0 100's	26,405.00
30/05/2016	D.C / 0000008887	14J352	Gujranwala Branch	(88.0) 100's	1.00	(88.0) 100's	(88.00)	26,317.0 100's	26,317.0 100's	26,317.00
30/05/2016	D.C / 0000008888	14J352	Rawalpindi Branch	(1,056.0) 100's	1.00	(1,056.0) 100's	(1,056.00)	25,261.0 100's	25,261.0 100's	25,261.00
30/05/2016	D.C / 0000008890	14J352	Jhelum Branch	(352.0) 100's	1.00	(352.0) 100's	(352.00)	24,909.0 100's	24,909.0 100's	24,909.00
30/05/2016	D.C / 0000008891	14J352	Abbottabad Branch	(125.0) 100's	1.00	(125.0) 100's	(125.00)	24,784.0 100's	24,784.0 100's	24,784.00
21/06/2016	D.C / 0000009463	14J352	Abbottabad Branch	(704.0) 100's	1.00	(704.0) 100's	(704.00)	24,080.0 100's	24,080.0 100's	24,080.00
21/06/2016	D.C / 0000009465	14J352	Bahawalpur Branch	(352.0) 100's	1.00	(352.0) 100's	(352.00)	23,728.0 100's	23,728.0 100's	23,728.00
21/06/2016	D.C / 0000009492	14J352	Bannu Branch	(101.0) 100's	1.00	(101.0) 100's	(101.00)	23,627.0 100's	23,627.0 100's	23,627.00
21/06/2016	D.C / 0000009493	14J352	Rawalpindi Branch	(352.0) 100's	1.00	(352.0) 100's	(352.00)	23,275.0 100's	23,275.0 100's	23,275.00
22/06/2016	D.C / 0000009522	14J352	Hyderabad Branch	(352.0) 100's	1.00	(352.0) 100's	(352.00)	22,923.0 100's	22,923.0 100's	22,923.00
23/06/2016	D.C / 0000009526	14J352	NAWAB SHAH BRANCH	(22.0) 100's	1.00	(22.0) 100's	(22.00)	22,901.0 100's	22,901.0 100's	22,901.00
24/06/2016	D.C / 0000009558	14J352	Multan Branch	(30.0) 100's	1.00	(30.0) 100's	(30.00)	22,871.0 100's	22,871.0 100's	22,871.00
24/06/2016	D.C / 0000009562	14J352	Faisalabad Branch	(352.0) 100's	1.00	(352.0) 100's	(352.00)	22,519.0 100's	22,519.0 100's	22,519.00
24/06/2016	D.C / 0000009563	14J352	D.G KHAN BRANCH	(60.0) 100's	1.00	(60.0) 100's	(60.00)	22,459.0 100's	22,459.0 100's	22,459.00
24/06/2016	D.C / 0000009564	14J352	Jhelum Branch	(76.0) 100's	1.00	(76.0) 100's	(76.00)	22,383.0 100's	22,383.0 100's	22,383.00
<b>Closing Balance</b>								<b>22,383.0 100's</b>	<b>22,383.0 100's</b>	<b>22,383.00</b>



Summary	No. of Packs	Quantity	Amount
Opening	0.0	0.0	0.00
Movement	22,383.0	22,383.0	22,371.92
Closing	22,383.0	22,383.0	22,371.92

145

VII (35)



Ref: No.: GP/PIIY/DDC/06/2016-01  
Date: June 30<sup>th</sup> 2016

Deputy Drug Controller (Pricing)  
Drug Regulatory Authority of Pakistan  
Government of Pakistan-Islamabad



**SUBJECT: PRODUCTION & SALE RECORD OF THYROXINE 50mcg  
TABLETS MANUFACTURED BY GLITZ PHARMA**

Respected Sir,

Reference to the letter No. F.9-12/2016-DDC (P) dated 28<sup>th</sup>-June-2016, it is hereby stated that you have the requirement to provide production/sale record for the product Thyroxine 50mcg tablets for the year June 2010 to till date.

For this purpose we are submitting the details production and sale record in your prestigious organization.

We remain trust worthy to your worthy office.

  
Manager Quality Control  




147

Category	Entry No	Invoice No	Dated	DCs	Client	Product	PackSize	BatchNo	Qty	Rate	GrossAmount	Discount	NetAmount
Direct	5902	45	9/24/2014	6464	Dr. Col.Zulfi	Thyroxine 50mcg Tablet	1x100's	2404	50	85	4,250	-	4,250
Direct	6387	51	11/12/2014	7006	Dr. Col.Zulfi	Thyroxine 50mcg Tablet	1x100's	2404	50	85	4,250	-	4,250
Distributor	15	209	12/4/2012	19	Mr. Chemist	Thyroxine 50mcg Tablet	1x100's	1741	100	75	7,500	750	6,750
Distributor	146	1	12/13/2012	153	Rasheed Cl	Thyroxine 50mcg Tablet	1x100's	1741	50	75	3,750	375	3,375
Distributor	228	4	12/17/2012	230	Moazam T	Thyroxine 50mcg Tablet	1x100's	1741	200	75	15,000	1,500	13,500
Distributor	713	288	2/7/2013	739	Naeel-Ul-S	Thyroxine 50mcg Tablet	1x100's	1739	100	75	7,500	750	6,750
Distributor	765	216	2/11/2013	787	Mr. Chemist	Thyroxine 50mcg Tablet	1x100's	1739	38	75	2,850	285	2,565
Distributor	765	216	2/11/2013	787	Mr. Chemist	Thyroxine 50mcg Tablet	1x100's	1741	62	75	4,650	465	4,185
Distributor	980	219	3/4/2013	1029	Mr. Chemist	Thyroxine 50mcg Tablet	1x100's	1741	250	75	18,750	1,875	16,875
Distributor	3092	3	11/12/2013	3283	Ahtesham	Thyroxine 50mcg Tablet	1x100's	1741	50	75	3,750	375	3,375
Distributor	3531	258	1/4/2014	3749	Anser Distr	Thyroxine 50mcg Tablet	1x100's	2155	50	40	2,000	200	1,800
Distributor	3711	261	1/30/2014	3936	Anser Distr	Thyroxine 50mcg Tablet	1x100's	2155	36	40	1,440	144	1,296
Distributor	3711	261	1/30/2014	3936	Anser Distr	Thyroxine 50mcg Tablet	1x100's	2214	232	40	9,280	928	8,352
Distributor	3719	262	1/31/2014	3943	Anser Distr	Thyroxine 50mcg Tablet	1x100's	2214	83	40	3,320	332	2,988
Distributor	3889	46	2/20/2014	4119	Ibrahim Md	Thyroxine 50mcg Tablet	1x100's	2214	351	40	14,040	1,404	12,636
Distributor	3928	188	2/24/2014	4154	Nadeem D	Thyroxine 50mcg Tablet	1x100's	2214	200	40	8,000	800	7,200
Distributor	3929	324	2/24/2014	4164	Naeel-Ul-S	Thyroxine 50mcg Tablet	1x100's	2214	702	40	28,080	2,808	25,272
Distributor	4327	18	4/12/2014	4614	Care Enter	Thyroxine 50mcg Tablet	1x100's	2214	351	75	26,325	2,633	23,693
Distributor	4328	195	4/12/2014	4615	Nadeem D	Thyroxine 50mcg Tablet	1x100's	2214	351	40	14,040	1,404	12,636
Distributor	4516	331	5/6/2014	4914	Naeel-Ul-S	Thyroxine 50mcg Tablet	1x100's	2214	351	40	14,040	1,404	12,636
Distributor	4806	8	6/3/2014	5245	Agha Tradl	Thyroxine 50mcg Tablet	1x100's	2214	100	75	7,500	750	6,750
Distributor	4898	11	6/12/2014	5353	Ashrafia Di	Thyroxine 50mcg Tablet	1x100's	2214	200	75	15,000	1,500	13,500
Distributor	4920	12	6/14/2014	5374	Agha Tradl	Thyroxine 50mcg Tablet	1x100's	2214	351	75	26,325	2,633	23,693
Distributor	4954	24	6/18/2014	5425	Jamal Distr	Thyroxine 50mcg Tablet	1x100's	2214	200	75	15,000	1,500	13,500
Distributor	4957	223	6/18/2014	5426	Nimra Pha	Thyroxine 50mcg Tablet	1x100's	2214	416	40	16,640	1,664	14,976
Distributor	5041	12	6/25/2014	5510	Ashrafia Di	Thyroxine 50mcg Tablet	1x100's	2348	351	75	26,325	2,633	23,693
Distributor	5042	25	6/25/2014	5512	Jamal Distr	Thyroxine 50mcg Tablet	1x100's	2348	351	75	26,325	2,633	23,693
Distributor	5043	32	6/25/2014	5511	Decent Me	Thyroxine 50mcg Tablet	1x100's	2348	100	75	7,500	750	6,750
Distributor	5056	226	6/26/2014	5530	Nimra Pha	Thyroxine 50mcg Tablet	1x100's	2348	988	40	39,520	3,952	35,568
Distributor	5104	228	6/30/2014	5576	Nimra Pha	Thyroxine 50mcg Tablet	1x100's	2348	1053	40	42,120	4,212	37,908
Distributor	5216	26	7/9/2014	5680	Jamal Distr	Thyroxine 50mcg Tablet	1x100's	2348	351	75	26,325	2,633	23,693
Distributor	5220	27	7/10/2014	5690	Jamal Distr	Thyroxine 50mcg Tablet	1x100's	2348	702	75	52,650	5,265	47,385
Distributor	5240	3	7/14/2014	5723	Al-Rehman	Thyroxine 50mcg Tablet	1x100's	2348	702	75	52,650	5,265	47,385
Distributor	5241	14	7/14/2014	5722	Ashrafia Di	Thyroxine 50mcg Tablet	1x100's	2348	702	75	52,650	5,265	47,385
Distributor	5242	63	7/14/2014	5721	Ibrahim Md	Thyroxine 50mcg Tablet	1x100's	2348	351	40	14,040	1,404	12,636
Distributor	5288	230	7/18/2014	5774	Nimra Pha	Thyroxine 50mcg Tablet	1x100's	2348	1053	40	42,120	4,212	37,908
Distributor	5331	15	7/23/2014	5834	Ashrafia Di	Thyroxine 50mcg Tablet	1x100's	2348	702	75	52,650	5,265	47,385
Distributor	5333	217	7/23/2014	5827	Nadeem D	Thyroxine 50mcg Tablet	1x100's	2348	702	75	52,650	5,265	47,385
Distributor	5350	168	7/25/2014	5843	Malik Ente	Thyroxine 50mcg Tablet	1x100's	2348	50	75	3,750	375	3,375
Distributor	5370	232	8/5/2014	5872	Nimra Pha	Thyroxine 50mcg Tablet	1x100's	2348	1053	40	42,120	4,212	37,908
Distributor	5371	29	8/5/2014	5870	Jamal Distr	Thyroxine 50mcg Tablet	1x100's	2348	702	75	52,650	5,265	47,385
Distributor	5458	17	8/12/2014	5976	Ashrafia Di	Thyroxine 50mcg Tablet	1x100's	2348	1053	75	78,975	7,898	71,078
Distributor	5488	234	8/16/2014	6016	Nimra Pha	Thyroxine 50mcg Tablet	1x100's	2348	1404	40	56,160	5,616	50,544
Distributor	5668	238	9/3/2014	6207	Nimra Pha	Thyroxine 50mcg Tablet	1x100's	2348	702	40	28,080	2,808	25,272
Distributor	5670	19	9/3/2014	6206	Ashrafia Di	Thyroxine 50mcg Tablet	1x100's	2348	1053	75	78,975	7,898	71,078
Distributor	5681	269	9/4/2014	6219	Vip Distrib	Thyroxine 50mcg Tablet	1x100's	2348	351	75	26,325	2,633	23,693
Distributor	5686	35	9/5/2014	6225	Shah Nawaz	Thyroxine 50mcg Tablet	1x100's	2348	10	75	750	75	675
Distributor	5691	70	9/5/2014	6232	Ibrahim Md	Thyroxine 50mcg Tablet	1x100's	2348	351	40	14,040	1,404	12,636
Distributor	5806	62	9/16/2014	6349	Friends Me	Thyroxine 50mcg Tablet	1x100's	2348	351	75	26,325	2,633	23,693
Distributor	5807	36	9/16/2014	6360	Decent Me	Thyroxine 50mcg Tablet	1x100's	2348	351	75	26,325	2,633	23,693
Distributor	5808	239	9/16/2014	6361	Nimra Pha	Thyroxine 50mcg Tablet	1x100's	2348	702	40	28,080	2,808	25,272
Distributor	5808	239	9/16/2014	6361	Nimra Pha	Thyroxine 50mcg Tablet	1x100's	2404	1404	40	56,160	5,616	50,544
Distributor	5813	24	9/16/2014	6367	Agha Tradl	Thyroxine 50mcg Tablet	1x100's	2404	1755	75	131,625	13,163	118,463
Distributor	5828	24	9/17/2014	6384	Ashrafia Di	Thyroxine 50mcg Tablet	1x100's	2404	2457	75	184,275	18,428	165,848
Distributor	5905	10	9/24/2014	6474	Al-Rehman	Thyroxine 50mcg Tablet	1x100's	2404	3861	40	154,440	-	154,440
Distributor	5935	74	9/27/2014	6507	Ibrahim Md	Thyroxine 50mcg Tablet	1x100's	2404	1755	40	70,200	7,020	63,180
Distributor	6008	1	10/13/2014	6583	Ag Mossa S	Thyroxine 50mcg Tablet	1x100's	2404	702	75	52,650	5,265	47,385
Distributor	6163	58	10/22/2014	6757	S.A Traders	Thyroxine 50mcg Tablet	1x100's	2404	351	75	26,325	2,633	23,693
Distributor	6168	1	10/22/2014	6746	One Link M	Thyroxine 50mcg Tablet	1x100's	2404	702	75	52,650	5,265	47,385
Distributor	6263	62	10/29/2014	6867	S.A Traders	Thyroxine 50mcg Tablet	1x100's	2404	702	75	52,650	5,265	47,385
Distributor	6319	63	11/6/2014	6930	S.A Traders	Thyroxine 50mcg Tablet	1x100's	2404	702	75	52,650	5,265	47,385
Donn Trade	3251	82	12/3/2013	3344	Medicamp	Thyroxine 50mcg Tablet	1x100's	2155	400	20	8,000	-	8,000
Donn Trade	3574	67	1/10/2014	3792	Medicamp	Thyroxine 50mcg Tablet	1x100's	2155	100	85	8,500	1,275	7,225
Donn Trade	4083	83	3/15/2014	4327	Medicamp	Thyroxine 50mcg Tablet	1x100's	2214	100	85	8,500	1,275	7,225
Donn Trade	4301	92	4/9/2014	4587	Medicamp	Thyroxine 50mcg Tablet	1x100's	2214	100	85	8,500	1,275	7,225
Donn Trade	4821	103	6/5/2014	5260	Medicamp	Thyroxine 50mcg Tablet	1x100's	2214	50	85	4,250	638	3,613
Donn Trade	5184	112	7/4/2014	5634	Medicamp	Thyroxine 50mcg Tablet	1x100's	2348	351	85	29,835	4,475	25,360
Donn Trade	5257	117	7/15/2014	5737	Medicamp	Thyroxine 50mcg Tablet	1x100's	2348	200	85	17,000	2,550	14,450
Donn Trade	5293	119	7/18/2014	5777	Medicamp	Thyroxine 50mcg Tablet	1x100's	2348	351	85	29,835	4,475	25,360
Donn Trade	5328	121	7/22/2014	5805	Medicamp	Thyroxine 50mcg Tablet	1x100's	2348	500	85	42,500	6,375	36,125
Donn Trade	5753	95	9/11/2014	6301	Aamir Med	Thyroxine 50mcg Tablet	1x100's	2348	1053	35	36,855	-	36,855
Donn Trade	5924	137	9/26/2014	6475	Medicamp	Thyroxine 50mcg Tablet	1x100's	2404	702	85	59,670	8,951	50,720
Donn Trade	6046	99	10/14/2014	6621	Aamir Med	Thyroxine 50mcg Tablet	1x100's	2404	702	35	24,570	-	24,570
Donn Trade	6123	101	10/20/2014	6717	Aamir Med	Thyroxine 50mcg Tablet	1x100's	2404	1053	35	36,855	-	36,855
Donn Trade	6670	3	12/8/2014	7308	Ahmed Ina	Thyroxine 50mcg Tablet	1x100's	2414	300	75	22,500	2,250	20,250
Institution	732	60	2/8/2013	716	McD Rwp R	Thyroxine 50mcg Tablet	1x100's	1739	20	50	1,000	-	1,000

Institution	761	68	2/11/2013	785	Mcd Rwp R	Thyroxine 50mcg Tablet	1x100's	1741	100	60	6,000	-	6,000
Institution	831		2/18/2013	873	Anees Med	Thyroxine 50mcg Tablet	1x100's	1741	50	60	3,000	-	3,000
Institution	1162	105	3/16/2013	1223	Mcd Rwp R	Thyroxine 50mcg Tablet	1x100's	1741	100	60	6,000	-	6,000
Institution	1724	160	5/21/2013	1809	Mcd Rwp R	Thyroxine 50mcg Tablet	1x100's	1741	14	75	1,050	105	945
Institution	1844	167	6/5/2013	1935	Mcd Rwp R	Thyroxine 50mcg Tablet	1x100's	1741	14	75	1,050	158	893
Institution	1864	1	6/7/2013	1956	G. Hospital	Thyroxine 50mcg Tablet	1x100's	1741	4776	32	152,832	-	152,832
Institution	1865	1	6/7/2013	1957	G. Hospital	Thyroxine 50mcg Tablet	1x100's	1741	4776	32	152,832	-	152,832
Institution	2060	199	7/3/2013	2178	Mcd Rwp R	Thyroxine 50mcg Tablet	1x100's	1741	30	50	1,500	-	1,500
Institution	3069	1	11/11/2013	3260	Aorta Ente	Thyroxine 50mcg Tablet	1x100's	2155	10	39	390	-	390
Institution	3070	2	11/11/2013	3265	Aorta Ente	Thyroxine 50mcg Tablet	1x100's	2155	15	39	585	-	585
Institution	3072	4	11/11/2013	3261	Aorta Ente	Thyroxine 50mcg Tablet	1x100's	2155	20	39	780	-	780
Institution	3073	5	11/11/2013	3263	Aorta Ente	Thyroxine 50mcg Tablet	1x100's	2155	10	39	390	-	390
Institution	3074	6	11/11/2013	3262	Aorta Ente	Thyroxine 50mcg Tablet	1x100's	2155	10	39	390	-	390
Institution	3076	1	11/11/2013	3266	Aorta Ente	Thyroxine 50mcg Tablet	1x100's	2155	20	39	780	-	780
Institution	3077	2	11/11/2013	3267	Aorta Ente	Thyroxine 50mcg Tablet	1x100's	2155	50	39	1,950	-	1,950
Institution	3078	3	11/11/2013	3269	Aorta Ente	Thyroxine 50mcg Tablet	1x100's	2155	10	39	390	-	390
Institution	3079	4	11/11/2013	3268	Aorta Ente	Thyroxine 50mcg Tablet	1x100's	2155	10	39	390	-	390
Institution	3241	420	12/2/2013	3449	Mcd Rwp R	Thyroxine 50mcg Tablet	1x100's	2155	30	50	1,500	-	1,500
Institution	3242	1	12/2/2013	3445	Dhq Hospit	Thyroxine 50mcg Tablet	1x100's	2155	500	39	19,500	-	19,500
Institution	3651	1	1/23/2014	3872	Hassaan Di	Thyroxine 50mcg Tablet	1x100's	2214	100	35	3,500	-	3,500
Institution	4015	1	3/5/2014	4254	Health Car	Thyroxine 50mcg Tablet	1x100's	2214	100	50	5,000	-	5,000
Institution	4019	505	3/5/2014	4256	Mcd Rwp R	Thyroxine 50mcg Tablet	1x100's	2214	500	20	10,000	-	10,000
Institution	4116	518	3/19/2014	4363	Mcd Rwp R	Thyroxine 50mcg Tablet	1x100's	2214	100	35	3,500	-	3,500
Institution	4493	559	5/2/2014	4887	Mcd Rwp R	Thyroxine 50mcg Tablet	1x100's	2214	50	25	1,250	-	1,250
Institution	4504	562	5/5/2014	4900	Mcd Rwp R	Thyroxine 50mcg Tablet	1x100's	2214	200	25	5,000	-	5,000
Institution	5076	638	6/27/2014	5542	Mcd Rwp R	Thyroxine 50mcg Tablet	1x100's	2348	351	85	29,835	4,475	25,360
Institution	5135	646	7/1/2014	5595	Mcd Rwp R	Thyroxine 50mcg Tablet	1x100's	2348	500	25	12,500	-	12,500
Institution	5320	663	7/2/2014	5802	Mcd Rwp R	Thyroxine 50mcg Tablet	1x100's	2348	50	40	2,000	-	2,000
Institution	5358	35	8/4/2014	5853	Pharma Pl	Thyroxine 50mcg Tablet	1x100's	2348	500	39	19,500	-	19,500
Institution	5491	694	8/16/2014	6005	Mcd Rwp R	Thyroxine 50mcg Tablet	1x100's	2348	100	40	4,000	-	4,000
Institution	5542	699	8/21/2014	6055	Mcd Rwp R	Thyroxine 50mcg Tablet	1x100's	2348	100	25	2,500	-	2,500
Institution	5616	707	8/27/2014	6142	Mcd Rwp R	Thyroxine 50mcg Tablet	1x100's	2348	250	40	10,000	-	10,000
Institution	5650	710	9/2/2014	6187	Mcd Rwp R	Thyroxine 50mcg Tablet	1x100's	2348	500	25	12,500	-	12,500
Institution	5689	715	9/5/2014	6227	Mcd Rwp R	Thyroxine 50mcg Tablet	1x100's	2348	100	30	3,000	-	3,000
Institution	5703	717	9/8/2014	6247	Mcd Rwp R	Thyroxine 50mcg Tablet	1x100's	2348	1053	25	26,325	-	26,325
Institution	6033	773	10/14/2014	6582	Mcd Rwp R	Thyroxine 50mcg Tablet	1x100's	2404	50	35	1,750	-	1,750
Institution	6073	4	10/16/2014	6663	Pharmacor	Thyroxine 50mcg Tablet	1x100's	2404	200	35	7,000	-	7,000
Institution	6174	1	10/23/2014	6767	Pharmacor	Thyroxine 50mcg Tablet	1x100's	2404	10	65	650	-	650
Institution	6198	799	10/25/2014	6794	Mcd Rwp R	Thyroxine 50mcg Tablet	1x100's	2404	100	30	3,000	-	3,000
Institution	6244	808	10/28/2014	6831	Mcd Rwp R	Thyroxine 50mcg Tablet	1x100's	2404	500	20	10,000	-	10,000
Institution	6324	8	11/7/2014	6935	Pharmacor	Thyroxine 50mcg Tablet	1x100's	2404	10	35	350	-	350
Institution	6375	828	11/12/2014	6989	Mcd Rwp R	Thyroxine 50mcg Tablet	1x100's	2404	150	30	4,500	-	4,500
Institution	6831	873	12/29/2014	7498	Mcd Rwp R	Thyroxine 50mcg Tablet	1x100's	2414	40	30	1,200	-	1,200
Trader Dist	494	7	1/12/2013	515	Kohis Phar	Thyroxine 50mcg Tablet	1x100's	1741	20	75	1,500	180	1,320
Trader Dist	754	2	2/9/2013	778	Mediserve	Thyroxine 50mcg Tablet	1x100's	1739	30	75	2,250	-	2,250
Trader Dist	887	2	2/21/2013	922	Faisal Trad	Thyroxine 50mcg Tablet	1x100's	1741	50	75	3,750	375	3,375
Trader Dist	1113	1	3/13/2013	1172	Hataf Ente	Thyroxine 50mcg Tablet	1x100's	1741	30	75	2,250	225	2,025
Trader Dist	1160	40	3/16/2013	1224	M/S United	Thyroxine 50mcg Tablet	1x100's	1741	50	75	3,750	375	3,375
Trader Dist	1255	44	3/28/2013	1319	M/S United	Thyroxine 50mcg Tablet	1x100's	1741	50	75	3,750	375	3,375
Trader Dist	1497	1	4/23/2013	1584	Kashif Ente	Thyroxine 50mcg Tablet	1x100's	1741	50	75	3,750	375	3,375
Trader Dist	1752	21	5/23/2013	1845	Kohis Phar	Thyroxine 50mcg Tablet	1x100's	1741	50	60	3,000	300	2,700
Trader Dist	2268	12	7/29/2013	02335-0246	M.A Traded	Thyroxine 50mcg Tablet	1x100's	1727	100	75	7,500	750	6,750
Trader Dist	2814	24	10/4/2013	2981	Anas Pharr	Thyroxine 50mcg Tablet	1x100's	1741	351	40	14,040	1,404	12,636
Trader Dist	3127	56	11/20/2013	3327	Minhas Dis	Thyroxine 50mcg Tablet	1x100's	1741	100	40	4,000	400	3,600
Trader Dist	3707	78	1/30/2014	3932	Drug Inn Tr	Thyroxine 50mcg Tablet	1x100's	2214	100	40.91	4,091	491	3,600
Trader Dist	3784	66	2/10/2014	4018	Minhas Dis	Thyroxine 50mcg Tablet	1x100's	2214	100	40	4,000	400	3,600
Trader Dist	3859	10	2/18/2014	4086	Hataf Ente	Thyroxine 50mcg Tablet	1x100's	2214	30	40	1,200	120	1,080
Trader Dist	4001	90	3/4/2014	4242	M/S United	Thyroxine 50mcg Tablet	1x100's	2214	50	40.91	2,046	205	1,841
Trader Dist	4047	1	3/10/2014	4292	Adcare Pha	Thyroxine 50mcg Tablet	1x100's	2214	338	40.91	13,828	1,383	12,445
Trader Dist	4105	92	3/18/2014	4355	M/S United	Thyroxine 50mcg Tablet	1x100's	2214	100	75	7,500	750	6,750
Trader Dist	4114	43	3/19/2014	4360	Kohis Phar	Thyroxine 50mcg Tablet	1x100's	2214	100	75	7,500	900	6,600
Trader Dist	4134	2	3/20/2014	4390	Life Lnk M	Thyroxine 50mcg Tablet	1x100's	2214	50	75	3,750	375	3,375
Trader Dist	4251	1	4/3/2014	4505	Sultan Sup	Thyroxine 50mcg Tablet	1x100's	2214	169	75	12,675	1,268	11,408
Trader Dist	4648	49	5/17/2014	5078	Faisalabad	Thyroxine 50mcg Tablet	1x100's	2214	351	75	26,325	2,633	23,693
Trader Dist	4706	4	5/23/2014	5140	Usman Ent	Thyroxine 50mcg Tablet	1x100's	2214	50	67.5	3,375	-	3,375
Trader Dist	4768	7	5/30/2014	5217	Al-Shifa Tr	Thyroxine 50mcg Tablet	1x100's	2214	20	75	1,500	150	1,350
Trader Dist	4832	8	6/6/2014	5290	Usman Ent	Thyroxine 50mcg Tablet	1x100's	2214	351	45	15,795	-	15,795
Trader Dist	4906	9	6/13/2014	5361	Usman Ent	Thyroxine 50mcg Tablet	1x100's	2214	351	45	15,795	-	15,795
Trader Dist	4944	1	6/17/2014	5403	New Subha	Thyroxine 50mcg Tablet	1x100's	2214	10	75	750	75	675
Trader Dist	4945	4	6/18/2014	5410	Adcare Pha	Thyroxine 50mcg Tablet	1x100's	2214	500	40.91	20,455	2,046	18,410
Trader Dist	4951	1	6/18/2014	5408	Wazir & So	Thyroxine 50mcg Tablet	1x100's	2214	50	75	3,750	563	3,188
Trader Dist	5052	35	6/26/2014	5526	Abdullah P	Thyroxine 50mcg Tablet	1x100's	2348	100	75	7,500	750	6,750
Trader Dist	5053	11	6/26/2014	5523	Usman Ent	Thyroxine 50mcg Tablet	1x100's	2348	702	45	31,590	-	31,590
Trader Dist	5090	3	6/28/2014	5557	Mumtaz M	Thyroxine 50mcg Tablet	1x100's	2348	351	75	26,325	2,633	23,693
Trader Dist	5101	5	6/30/2014	5574	Adcare Pha	Thyroxine 50mcg Tablet	1x100's	2348	500	40.91	20,455	2,046	18,410
Trader Dist	5107	3	6/30/2014	5577	Public Med	Thyroxine 50mcg Tablet	1x100's	2348	50	75	3,750	375	3,375
Trader Dist	5118	83	7/1/2014	5601	Minhas Dis	Thyroxine 50mcg Tablet	1x100's	2348	100	75	7,500	750	6,750
Trader Dist	5140	54	7/2/2014	5622	Faisalabad	Thyroxine 50mcg Tablet	1x100's	2348	351	75	26,325	2,633	23,693
Trader Dist	5141	38	7/2/2014	5623	Hassan Pha	Thyroxine 50mcg Tablet	1x100's	2348	351	75	26,325	2,633	23,693
Trader Dist	5157	12	7/3/2014	5630	Usman Ent	Thyroxine 50mcg Tablet	1x100's	2348	351	45	15,795	-	15,795

Trader Dist	5192	37	7/7/2014	5660	Abdullah P	Thyroxine 50mcg Tablet	1x100's	2348	100	75	7,500	750	6,750
Trader Dist	5213	14	7/9/2014	5685	Usman Ent	Thyroxine 50mcg Tablet	1x100's	2348	351	45	15,795	-	15,795
Trader Dist	5218	6	7/9/2014	5688	Adcare Pha	Thyroxine 50mcg Tablet	1x100's	2348	1053	40.91	43,078	4,308	38,770
Trader Dist	5219	7	7/10/2014	5693	Adcare Pha	Thyroxine 50mcg Tablet	1x100's	2348	1053	40.91	43,078	4,308	38,770
Trader Dist	5223	42	7/10/2014	5701	Mediserve	Thyroxine 50mcg Tablet	1x100's	2348	30	75	2,250	225	2,025
Trader Dist	5261	55	7/15/2014	5742	Faisalabad	Thyroxine 50mcg Tablet	1x100's	2348	702	75	52,650	5,265	47,385
Trader Dist	5278	108	7/17/2014	5766	Drug Inn Tr	Thyroxine 50mcg Tablet	1x100's	2348	50	75	3,750	450	3,300
Trader Dist	5282	17	7/18/2014	5773	Usman Ent	Thyroxine 50mcg Tablet	1x100's	2348	702	45	31,590	-	31,590
Trader Dist	5338	40	7/23/2014	5830	Abdullah P	Thyroxine 50mcg Tablet	1x100's	2348	351	75	26,325	2,633	23,693
Trader Dist	5339	109	7/23/2014	05833:0584	Drug Inn Tr	Thyroxine 50mcg Tablet	1x100's	2348	100	75	7,500	900	6,600
Trader Dist	5342	2	7/23/2014	5836	New Subha	Thyroxine 50mcg Tablet	1x100's	2348	20	75	1,500	150	1,350
Trader Dist	5343	5	7/23/2014	5829	Sultan Supl	Thyroxine 50mcg Tablet	1x100's	2348	351	75	26,325	2,633	23,693
Trader Dist	5345	57	7/25/2014	5848	Faisalabad	Thyroxine 50mcg Tablet	1x100's	2348	1053	75	78,975	7,898	71,078
Trader Dist	5346	64	7/25/2014	05846:0584	Public Med	Thyroxine 50mcg Tablet	1x100's	2348	100	75	7,500	750	6,750
Trader Dist	5380	8	8/6/2014	5885	Public Med	Thyroxine 50mcg Tablet	1x100's	2348	100	75	7,500	750	6,750
Trader Dist	5507	7	8/19/2014	6028	Shahab Me	Thyroxine 50mcg Tablet	1x100's	2348	351	75	26,325	2,633	23,693
Trader Dist	5509	2	8/19/2014	6026	Wazir & So	Thyroxine 50mcg Tablet	1x100's	2348	351	75	26,325	3,949	22,376
Trader Dist	5514	87	8/20/2014	6054	Minhas Dis	Thyroxine 50mcg Tablet	1x100's	2348	200	75	15,000	1,500	13,500
Trader Dist	5515	58	8/20/2014	6023	Faisalabad	Thyroxine 50mcg Tablet	1x100's	2348	702	75	52,650	5,265	47,385
Trader Dist	5532	26	8/21/2014	6061	Pak Kashm	Thyroxine 50mcg Tablet	1x100's	2348	100	75	7,500	750	6,750
Trader Dist	5534	111	8/21/2014	6070	Drug Inn Tr	Thyroxine 50mcg Tablet	1x100's	2348	200	75	15,000	1,800	13,200
Trader Dist	5535	8	8/21/2014	6043	Adcare Pha	Thyroxine 50mcg Tablet	1x100's	2348	351	40.91	14,359	1,436	12,923
Trader Dist	5559	1	8/23/2014	6092	National Ph	Thyroxine 50mcg Tablet	1x100's	2348	351	67.5	23,693	-	23,693
Trader Dist	5590	3	8/26/2014	6121	New Subha	Thyroxine 50mcg Tablet	1x100's	2348	20	75	1,500	150	1,350
Trader Dist	5625	10	8/28/2014	6153	Public Med	Thyroxine 50mcg Tablet	1x100's	2348	50	75	3,750	375	3,375
Trader Dist	5679	1	9/4/2014	6217	Shoukat Dr	Thyroxine 50mcg Tablet	1x100's	2348	20	75	1,500	225	1,275
Trader Dist	5715	91	9/9/2014	6261	Minhas Dis	Thyroxine 50mcg Tablet	1x100's	2348	100	75	7,500	750	6,750
Trader Dist	5716	5	9/9/2014	6264	Najam Bro	Thyroxine 50mcg Tablet	1x100's	2348	351	75	26,325	2,633	23,693
Trader Dist	5729	48	9/10/2014	6277	Mediserve	Thyroxine 50mcg Tablet	1x100's	2348	30	75	2,250	225	2,025
Trader Dist	5738	9	9/10/2014	6286	Adcare Pha	Thyroxine 50mcg Tablet	1x100's	2348	702	40.91	28,719	2,872	25,847
Trader Dist	5762	11	9/13/2014	6317	Adcare Pha	Thyroxine 50mcg Tablet	1x100's	2348	1053	40.91	43,078	4,308	38,770
Trader Dist	5770	1	9/13/2014	6322	Al-Imran E	Thyroxine 50mcg Tablet	1x100's	2348	30	75	2,250	225	2,025
Trader Dist	5843	60	9/18/2014	6402	Faisalabad	Thyroxine 50mcg Tablet	1x100's	2404	351	75	26,325	2,633	23,693
Trader Dist	5882	47	9/22/2014	6441	Abdullah P	Thyroxine 50mcg Tablet	1x100's	2404	100	75	7,500	750	6,750
Trader Dist	5925	63	9/26/2014	6493	Kohis Phar	Thyroxine 50mcg Tablet	1x100's	2404	20	75	1,500	180	1,320
Trader Dist	5933	68	9/26/2014	6504	Public Med	Thyroxine 50mcg Tablet	1x100's	2404	66	75	4,950	495	4,455
Trader Dist	5933	68	9/26/2014	6504	Public Med	Thyroxine 50mcg Tablet	1x100's	2348	144	75	10,800	1,080	9,720
Trader Dist	5984	27	10/2/2014	6555	Usman Ent	Thyroxine 50mcg Tablet	1x100's	2404	351	45	15,795	-	15,795
Trader Dist	6180	7	10/23/2014	6772	Aa Enterpr	Thyroxine 50mcg Tablet	1x100's	2404	351	75	26,325	2,633	23,693
Trader Dist	6204	36	10/25/2014	6796	M.A Trade	Thyroxine 50mcg Tablet	1x100's	2404	100	75	7,500	750	6,750
Trader Dist	6393	25	11/12/2014	6991	Zaman Ent	Thyroxine 50mcg Tablet	1x100's	2404	50	75	3,750	375	3,375
Trader Dist	6584	124	12/1/2014	7217	Drug Inn Tr	Thyroxine 50mcg Tablet	1x100's	2404	100	75	7,500	900	6,600
Trader Wh	3813	7	2/12/2014	4052	Waleed En	Thyroxine 50mcg Tablet	1x100's	2214	1053	67.5	71,078	-	71,078
Trader Wh	4034	21	3/8/2014	4278	Nadar Trad	Thyroxine 50mcg Tablet	1x100's	2214	702	75	52,650	7,898	44,753
Trader Wh	5215	10	7/9/2014	5684	Waleed En	Thyroxine 50mcg Tablet	1x100's	2348	1053	67.5	71,078	-	71,078
Trader Wh	5262	25	7/16/2014	05750:057	All Traders	Thyroxine 50mcg Tablet	1x100's	2348	351	75	26,325	2,633	23,693
Direct	7570	57	3/10/2015	8481	Dr. Col.Zulfi	Thyroxine 50mcg Tablet	1x100's	2414	50	85	4,250	-	4,250
Direct	8282	61	5/16/2015	9418	Dr. Col.Zulfi	Thyroxine 50mcg Tablet	1x100's	2348	50	60	3,000	-	3,000
Direct	9348	4	8/26/2015	10763	Waleed En	Thyroxine 50mcg Tablet	1x100's	2404	351	67.5	23,693	-	23,693
Direct	9945	71	10/10/2015	11615	Dr. Col.Zulfi	Thyroxine 50mcg Tablet	1x100's	2752	100	60	6,000	-	6,000
Direct	10035	72	10/16/2015	11722	Dr. Col.Zulfi	Thyroxine 50mcg Tablet	1x100's	2752	100	60	6,000	-	6,000
Direct	12647	81	4/30/2016	15102	Dr. Col.Zulfi	Thyroxine 50mcg Tablet	1x100's	2907	200	60	12,000	-	12,000
Distributor	6969	34	1/13/2015	7706	Life Link M	Thyroxine 50mcg Tablet	1x100's	2348	100	85	8,500	850	7,650
Distributor	7099	1	1/16/2015	7853	The Qamar	Thyroxine 50mcg Tablet	1x100's	2348	20	85	1,700	170	1,530
Distributor	7229	35	2/11/2015	8046	Life Link M	Thyroxine 50mcg Tablet	1x100's	2348	100	85	8,500	850	7,650
Distributor	9310	3	8/23/2015	10727	Quick Distr	Thyroxine 50mcg Tablet	1x100's	2404	1000	85	85,000	8,500	76,500
Distributor	9402	47	8/29/2015	10815	3 Star Ager	Thyroxine 50mcg Tablet	1x100's	2414	100	85	8,500	850	7,650
Distributor	10008	32	10/15/2015	11684	The Qamar	Thyroxine 50mcg Tablet	1x100's	2752	100	85	8,500	850	7,650
Distributor	10058	57	10/17/2015	11737	Agha Tradi	Thyroxine 50mcg Tablet	1x100's	2752	100	85	8,500	850	7,650
Distributor	10151	33	10/27/2015	11838	The Qamar	Thyroxine 50mcg Tablet	1x100's	2752	100	85	8,500	850	7,650
Distributor	10662	1	12/14/2015	12631	Ahmed Ina	Thyroxine 50mcg Tablet	1x100's	2752	50	85	4,250	425	3,825
Distributor	12549	94	4/25/2016	15001	3 Star Ager	Thyroxine 50mcg Tablet	1x100's	2907	50	85	4,250	425	3,825
Distributor	12782	29	5/11/2016	15233	Ahmed Ina	Thyroxine 50mcg Tablet	1x100's	2752	50	85	4,250	425	3,825
Donn Trade	9135	184	8/3/2015	10509	Medicamp	Thyroxine 50mcg Tablet	1x100's	2414	100	45	4,500	675	3,825
Donn Trade	9163	185	8/5/2015	10546	Medicamp	Thyroxine 50mcg Tablet	1x100's	2414	400	45	18,000	2,700	15,300
Donn Trade	9333	188	8/25/2015	10746	Medicamp	Thyroxine 50mcg Tablet	1x100's	2414	50	85	4,250	638	3,613
Donn Trade	9608	191	9/16/2015	11139	Medicamp	Thyroxine 50mcg Tablet	1x100's	2752	400	85	34,000	5,100	28,900
Donn Trade	9707	192	9/23/2015	11261	Medicamp	Thyroxine 50mcg Tablet	1x100's	2752	400	85	34,000	-	34,000
Donn Trade	9934	4	10/10/2015	11574	Ahmed Ina	Thyroxine 50mcg Tablet	1x100's	2752	240	60	14,400	-	14,400
Donn Trade	10423	4	11/20/2015	12262	Ali Trader-	Thyroxine 50mcg Tablet	1x100's	2752	351	45	15,795	-	15,795
Donn Trade	10611	7	12/10/2015	12455	Usman Tra	Thyroxine 50mcg Tablet	1x100's	2752	100	45	4,500	675	3,825
Donn Trade	11361	18	2/3/2016	13429	Usman Tra	Thyroxine 50mcg Tablet	1x100's	2752	50	45	2,250	338	1,913
Donn Trade	12411	32	4/15/2016	14832	Usman Tra	Thyroxine 50mcg Tablet	1x100's	2907	50	30	1,500	225	1,275
Donn Trade	12778	37	5/11/2016	15295	Usman Tra	Thyroxine 50mcg Tablet	1x100's	2752	4	30	120	18	102
Donn Trade	12778	37	5/11/2016	15295	Usman Tra	Thyroxine 50mcg Tablet	1x100's	2907	46	30	1,380	207	1,173
Institution	6977	12	1/14/2015	7720	Pharmacor	Thyroxine 50mcg Tablet	1x100's	2414	10	65	650	-	650
Institution	6995	5	1/15/2015	7725	Nishtar Me	Thyroxine 50mcg Tablet	1x100's	2553	1000	69	69,000	-	69,000
Institution	7347	950	2/19/2015	8222	Mcd Rwp R	Thyroxine 50mcg Tablet	1x100's	2414	50	30	1,500	-	1,500
Institution	7373	956	2/21/2015	8254	Mcd Rwp R	Thyroxine 50mcg Tablet	1x100's	2414	200	30	6,000	-	6,000
Institution	7487	966	3/2/2015	8396	Mcd Rwp R	Thyroxine 50mcg Tablet	1x100's	2414	100	30	3,000	-	3,000

Institution	7562	15	3/9/2015	8469	Pharmacor	Thyroxine 50mcg Tablet	1x100's	2348	20	35	700	-	700
Institution	7579	2	3/10/2015	8487	Pharma In	Thyroxine 50mcg Tablet	1x100's	2414	400	50	20,000	-	20,000
Institution	7709	992	3/25/2015	8637	Mcd Rwp R	Thyroxine 50mcg Tablet	1x100's	2414	14	30	420	-	420
Institution	7811	1009	4/7/2015	8854	Mcd Rwp R	Thyroxine 50mcg Tablet	1x100's	2414	100	30	3,000	-	3,000
Institution	7891	1019	4/14/2015	8951	Mcd Rwp R	Thyroxine 50mcg Tablet	1x100's	2414	50	30	1,500	-	1,500
Institution	7920	1022	4/15/2015	8977	Mcd Rwp R	Thyroxine 50mcg Tablet	1x100's	2404	210	30	6,300	-	6,300
Institution	7967	1030	4/20/2015	9028	Mcd Rwp R	Thyroxine 50mcg Tablet	1x100's	2414	100	30	3,000	-	3,000
Institution	8079	1041	4/30/2015	9157	Mcd Rwp R	Thyroxine 50mcg Tablet	1x100's	2414	10	15	150	-	150
Institution	8082	1044	4/30/2015	9158	Mcd Rwp R	Thyroxine 50mcg Tablet	1x100's	2414	20	15	900	-	900
Institution	8334	1074	5/22/2015	9495	Mcd Rwp R	Thyroxine 50mcg Tablet	1x100's	2414	2	15	30	-	30
Institution	8423	24	5/25/2015	9622	Pharmacor	Thyroxine 50mcg Tablet	1x100's	2414	40	35	1,400	-	1,400
Institution	8424	1077	5/25/2015	9635	Mcd Rwp R	Thyroxine 50mcg Tablet	1x100's	2414	70	30	2,100	-	2,100
Institution	8681	1097	6/15/2015	9922	Mcd Rwp R	Thyroxine 50mcg Tablet	1x100's	2404	70	30	2,100	-	2,100
Institution	9056	202	7/25/2015	10427	Pharma Pl	Thyroxine 50mcg Tablet	1x100's	2414	50	40	2,000	-	2,000
Institution	9128	1152	8/3/2015	10511	Mcd Rwp R	Thyroxine 50mcg Tablet	1x100's	2414	200	30	6,000	-	6,000
Institution	9153	1156	8/5/2015	10542	Mcd Rwp R	Thyroxine 50mcg Tablet	1x100's	2414	50	25	1,250	-	1,250
Institution	9356	1189	8/27/2015	10769	Mcd Rwp R	Thyroxine 50mcg Tablet	1x100's	2752	800	25	20,000	-	20,000
Institution	9386	1192	8/28/2015	10809	Mcd Rwp R	Thyroxine 50mcg Tablet	1x100's	2752	250	25	6,250	-	6,250
Institution	9398	31	8/29/2015	10817	Pharmacor	Thyroxine 50mcg Tablet	1x100's	2752	20	35	700	-	700
Institution	9403	1196	8/29/2015	10825	Mcd Rwp R	Thyroxine 50mcg Tablet	1x100's	2752	150	30	4,500	-	4,500
Institution	9406	1197	8/29/2015	10826	Mcd Rwp R	Thyroxine 50mcg Tablet	1x100's	2752	80	30	2,400	-	2,400
Institution	9418	1206	9/1/2015	10879	Mcd Rwp R	Thyroxine 50mcg Tablet	1x100's	2752	150	40	6,000	-	6,000
Institution	9420	1208	9/1/2015	10880	Mcd Rwp R	Thyroxine 50mcg Tablet	1x100's	2752	200	30	6,000	-	6,000
Institution	9457	1223	9/5/2015	10985	Mcd Rwp R	Thyroxine 50mcg Tablet	1x100's	2752	9	30	270	-	270
Institution	9458	1224	9/5/2015	10991	Mcd Rwp R	Thyroxine 50mcg Tablet	1x100's	2752	15	30	450	-	450
Institution	9459	1225	9/5/2015	10992	Mcd Rwp R	Thyroxine 50mcg Tablet	1x100's	2752	46	30	1,380	-	1,380
Institution	9460	1226	9/5/2015	10993	Mcd Rwp R	Thyroxine 50mcg Tablet	1x100's	2752	67	30	2,010	-	2,010
Institution	9461	1227	9/5/2015	10994	Mcd Rwp R	Thyroxine 50mcg Tablet	1x100's	2752	4	30	120	-	120
Institution	9462	1228	9/5/2015	10995	Mcd Rwp R	Thyroxine 50mcg Tablet	1x100's	2752	273	30	8,190	-	8,190
Institution	9463	1229	9/5/2015	10996	Mcd Rwp R	Thyroxine 50mcg Tablet	1x100's	2752	85	30	2,550	-	2,550
Institution	9464	1230	9/5/2015	10998	Mcd Rwp R	Thyroxine 50mcg Tablet	1x100's	2752	83	30	2,490	-	2,490
Institution	9466	1232	9/5/2015	10999	Mcd Rwp R	Thyroxine 50mcg Tablet	1x100's	2752	800	30	24,000	-	24,000
Institution	9494	1237	9/7/2015	11025	Mcd Rwp R	Thyroxine 50mcg Tablet	1x100's	2752	300	25	7,500	-	7,500
Institution	9556	1254	9/11/2015	11089	Mcd Rwp R	Thyroxine 50mcg Tablet	1x100's	2752	80	40	3,200	-	3,200
Institution	9574	1264	9/14/2015	11110	Mcd Rwp R	Thyroxine 50mcg Tablet	1x100's	2752	57	25	1,425	-	1,425
Institution	9744	1304	9/30/2015	11304	Mcd Rwp R	Thyroxine 50mcg Tablet	1x100's	2752	80	30	2,400	-	2,400
Institution	9745	1305	9/30/2015	11297	Mcd Rwp R	Thyroxine 50mcg Tablet	1x100's	2752	80	30	2,400	-	2,400
Institution	9760	1317	9/30/2015	11313	Mcd Rwp R	Thyroxine 50mcg Tablet	1x100's	2752	80	30	2,400	-	2,400
Institution	9821	1333	10/3/2015	11379	Mcd Rwp R	Thyroxine 50mcg Tablet	1x100's	2752	9	30	270	-	270
Institution	9823	1335	10/3/2015	11381	Mcd Rwp R	Thyroxine 50mcg Tablet	1x100's	2752	15	30	450	-	450
Institution	10003	38	10/14/2015	11670	Pharmacor	Thyroxine 50mcg Tablet	1x100's	2752	40	65	2,600	-	2,600
Institution	10047	1402	10/17/2015	11728	Mcd Rwp R	Thyroxine 50mcg Tablet	1x100's	2752	80	40	3,200	-	3,200
Institution	10146	313	10/27/2015	11835	Pharma Pl	Thyroxine 50mcg Tablet	1x100's	2752	50	40	2,000	-	2,000
Institution	10181	1444	10/30/2015	11873	Mcd Rwp R	Thyroxine 50mcg Tablet	1x100's	2752	100	40	4,000	-	4,000
Institution	10213	1455	11/2/2015	11907	Mcd Rwp R	Thyroxine 50mcg Tablet	1x100's	2752	20	40	800	-	800
Institution	10248	1467	11/5/2015	11949	Mcd Rwp R	Thyroxine 50mcg Tablet	1x100's	2752	200	40	8,000	-	8,000
Institution	10374	1487	11/16/2015	12136	Mcd Rwp R	Thyroxine 50mcg Tablet	1x100's	2752	220	30	6,600	-	6,600
Institution	10378	1491	11/16/2015	12132	Mcd Rwp R	Thyroxine 50mcg Tablet	1x100's	2752	25	30	750	-	750
Institution	10404	1503	11/18/2015	12242	Mcd Rwp R	Thyroxine 50mcg Tablet	1x100's	2752	318	30	9,540	-	9,540
Institution	10435	1511	11/21/2015	12278	Mcd Rwp R	Thyroxine 50mcg Tablet	1x100's	2752	50	40	2,000	-	2,000
Institution	10437	1513	11/21/2015	12276	Mcd Rwp R	Thyroxine 50mcg Tablet	1x100's	2752	180	30	5,400	-	5,400
Institution	10705	1571	12/17/2015	12683	Mcd Rwp R	Thyroxine 50mcg Tablet	1x100's	2752	2500	25	62,500	-	62,500
Institution	10716	1574	12/17/2015	12686	Mcd Rwp R	Thyroxine 50mcg Tablet	1x100's	2752	2500	25	62,500	-	62,500
Institution	10796	1587	12/28/2015	12791	Mcd Rwp R	Thyroxine 50mcg Tablet	1x100's	2752	300	25	7,500	-	7,500
Institution	10809	1590	12/29/2015	12800	Mcd Rwp R	Thyroxine 50mcg Tablet	1x100's	2752	170	30	5,100	-	5,100
Institution	11050	1613	1/16/2016	13091	Mcd Rwp R	Thyroxine 50mcg Tablet	1x100's	2752	300	25	7,500	-	7,500
Institution	11172	1620	1/23/2016	13234	Mcd Rwp R	Thyroxine 50mcg Tablet	1x100's	2752	12	30	360	-	360
Institution	11250	1622	1/27/2016	13301	Mcd Rwp R	Thyroxine 50mcg Tablet	1x100's	2752	100	30	3,000	-	3,000
Institution	11330	1627	1/29/2016	13374	Mcd Rwp R	Thyroxine 50mcg Tablet	1x100's	2752	120	40	4,800	-	4,800
Institution	11527	1646	2/18/2016	13699	Mcd Rwp R	Thyroxine 50mcg Tablet	1x100's	2907	166	30	4,980	-	4,980
Institution	11528	1647	2/18/2016	13700	Mcd Rwp R	Thyroxine 50mcg Tablet	1x100's	2907	581	30	17,430	-	17,430
Institution	11530	1649	2/18/2016	13702	Mcd Rwp R	Thyroxine 50mcg Tablet	1x100's	2907	8	30	240	-	240
Institution	11531	1650	2/18/2016	13703	Mcd Rwp R	Thyroxine 50mcg Tablet	1x100's	2907	92	30	2,760	-	2,760
Institution	11532	1651	2/18/2016	13704	Mcd Rwp R	Thyroxine 50mcg Tablet	1x100's	2907	6	30	180	-	180
Institution	11533	1652	2/18/2016	13698	Mcd Rwp R	Thyroxine 50mcg Tablet	1x100's	2907	273	30	8,190	-	8,190
Institution	11534	1653	2/18/2016	13697	Mcd Rwp R	Thyroxine 50mcg Tablet	1x100's	2907	30	30	900	-	900
Institution	11535	1654	2/18/2016	13696	Mcd Rwp R	Thyroxine 50mcg Tablet	1x100's	2907	18	30	540	-	540
Institution	11536	1655	2/18/2016	13695	Mcd Rwp R	Thyroxine 50mcg Tablet	1x100's	2907	88	30	2,640	-	2,640
Institution	11538	1657	2/18/2016	13693	Mcd Rwp R	Thyroxine 50mcg Tablet	1x100's	2907	81	30	2,430	-	2,430
Institution	11650	1666	2/26/2016	13865	Mcd Rwp R	Thyroxine 50mcg Tablet	1x100's	2907	50	30	1,500	-	1,500
Institution	11678	1670	2/29/2016	13904	Mcd Rwp R	Thyroxine 50mcg Tablet	1x100's	2907	60	30	1,800	-	1,800
Institution	11863	1688	3/12/2016	14112	Mcd Rwp R	Thyroxine 50mcg Tablet	1x100's	2907	2500	25	62,500	-	62,500
Institution	11871	1696	3/12/2016	14122	Mcd Rwp R	Thyroxine 50mcg Tablet	1x100's	2907	2500	25	62,500	-	62,500
Institution	12199	1719	4/7/2016	14639	Mcd Rwp R	Thyroxine 50mcg Tablet	1x100's	2907	90	30	2,700	-	2,700
Institution	12410	1749	4/15/2016	14833	Mcd Rwp R	Thyroxine 50mcg Tablet	1x100's	2907	80	30	2,400	-	2,400
Institution	12504	1763	4/22/2016	14952	Mcd Rwp R	Thyroxine 50mcg Tablet	1x100's	2907	900	30	27,000	-	27,000
Institution	12537	1769	4/25/2016	14983	Mcd Rwp R	Thyroxine 50mcg Tablet	1x100's	2907	100	30	3,000	-	3,000
Institution	12729	1805	5/7/2016	15251	Mcd Rwp R	Thyroxine 50mcg Tablet	1x100's	2907	50	30	1,500	-	1,500
Institution	12855	1834	5/17/2016	15361	Mcd Rwp R	Thyroxine 50mcg Tablet	1x100's	2907	45	30	1,350	-	1,350
Institution	13173	1904	6/9/2016	15720	Mcd Rwp R	Thyroxine 50mcg Tablet	1x100's	2981	212	30	6,360	-	6,360



151

Trader Dist	13174	1905	6/9/2016	15721	Mcd Rwp R	Thyroxine 50mcg Tablet	1x100's	2981	273	30	8,190	-	8,190
Trader Dist	8150	54	5/8/2015	9238	Usman Ent	Thyroxine 50mcg Tablet	1x100's	2404	100	67.5	6,750	-	6,750
Trader Dist	8254	66	5/15/2015	9388	Mediserve	Thyroxine 50mcg Tablet	1x100's	2348	20	75	1,500	150	1,350
Trader Dist	9114	116	7/31/2015	10496	Minhas Dis	Thyroxine 50mcg Tablet	1x100's	2348	50	75	3,750	375	3,375
Trader Dist	9130	44	8/3/2015	10519	Pak Kashm	Thyroxine 50mcg Tablet	1x100's	2414	351	75	26,325	2,633	23,693
Trader Dist	9328	63	8/25/2015	10743	Usman Ent	Thyroxine 50mcg Tablet	1x100's	2414	50	67.5	3,375	-	3,375
Trader Dist	9651	119	9/21/2015	11194	Minhas Dis	Thyroxine 50mcg Tablet	1x100's	2404	100	75	7,500	750	6,750
Trader Dist	10320	71	11/11/2015	12028	Usman Ent	Thyroxine 50mcg Tablet	1x100's	2752	50	67.5	3,375	-	3,375
Trader Dist	10410	14	11/19/2015	12260	Zohran Me	Thyroxine 50mcg Tablet	1x100's	2752	20	75	1,500	150	1,350
Trader Dist	10621	63	12/10/2015	12529	Zaman Ent	Thyroxine 50mcg Tablet	1x100's	2752	100	75	7,500	750	6,750
Trader Dist	10929	78	1/7/2016	12923	Usman Ent	Thyroxine 50mcg Tablet	1x100's	2752	100	67.5	6,750	-	6,750
Trader Dist	11210	80	1/26/2016	13291	Usman Ent	Thyroxine 50mcg Tablet	1x100's	2752	100	67.5	6,750	-	6,750
Trader Dist	11452	1	2/12/2016	13618	Life Line In	Thyroxine 50mcg Tablet	1x100's	2752	19	75	1,425	143	1,283
Trader Dist	11628	1	2/25/2016	13849	Qaisrani Er	Thyroxine 50mcg Tablet	1x100's	2907	50	75	3,750	375	3,375
Trader Dist	11731	2	3/3/2016	13958	United Me	Thyroxine 50mcg Tablet	1x100's	2907	100	75	7,500	750	6,750
Trader Dist	11737	1	3/5/2016	13980	Al-Shaafi P	Thyroxine 50mcg Tablet	1x100's	2907	100	75	7,500	750	6,750
Trader Dist	11878	1	3/14/2016	14131	M.Amin Ok	Thyroxine 50mcg Tablet	1x100's	2907	5	75	375	38	338
Trader Dist	12517	56	4/22/2016	14966	Pak Kashm	Thyroxine 50mcg Tablet	1x100's	2907	50	75	3,750	375	3,375
Trader Dist	12785	1	5/12/2016	15318	Al-Madina	Thyroxine 50mcg Tablet	1x100's	2907	20	75	1,500	150	1,350
Trader Dist	13050	1	5/30/2016	15581	Khurshheed	Thyroxine 50mcg Tablet	1x100's	2907	20	75	1,500	150	1,350
Trader Dist	13214	103	6/14/2016	15758	Usman Ent	Thyroxine 50mcg Tablet	1x100's	2981	100	67.5	6,750	-	6,750
Trader Wh	7747	48	3/30/2015	8674	Nadar Trad	Thyroxine 50mcg Tablet	1x100's	2348	200	75	15,000	2,250	12,750
Trader Wh	8280	52	5/16/2015	9416	Nadar Trad	Thyroxine 50mcg Tablet	1x100's	2348	200	75	15,000	2,250	12,750
Trader Wh	8319	10	5/20/2015	9459	Al-Shifa Di	Thyroxine 50mcg Tablet	1x100's	2348	100	75	7,500	750	6,750
Trader Wh	11990	1	3/22/2016	14377	Lasani Mec	Thyroxine 50mcg Tablet	1x100's	2907	50	40	2,000	300	1,700
Trader Wh	12179	1	4/6/2016	14614	Lr Distribut	Thyroxine 50mcg Tablet	1x100's	2907	100	75	7,500	750	6,750
Trader Wh	12238	4	4/8/2016	14689	Lasani Mec	Thyroxine 50mcg Tablet	1x100's	2907	50	75	3,750	563	3,188

5,428,036	376,072	5,051,964
-----------	---------	-----------

Annex-VII

## ABBOTT LABORATORIES (PAKISTAN) LIMITED

	Jun-15		Jul-15		Aug-15		Sep-15	
Primary Sales	Sales		Sales		Sales		Sales	
	Units	Value	Units	Value	Units	Value	Units	Value
Thyronorm 25mcg	38,837	930,541	0	0	13,065	313,168	980	23,091
Thyronorm 50mcg	39,038	1,091,452	12,376	346,157	115,509	3,230,727	1,980	54,899
Thyronorm 75mcg	38,963	1,400,536	0	0	12,901	463,843	0	0
Thyronorm 100mcg	39,085	1,560,814	10,024	400,459	122,262	4,884,282	1,480	58,460
Thyronorm 125mcg	38,908	1,709,316	0	0	0	0	(2)	(88)
		<b>3,692,658</b>		<b>746,616</b>		<b>8,892,022</b>		<b>136,362</b>

	Oct-15		Nov-15		Dec-15		Jan-16	
Primary Sales	Sales		Sales		Sales		Sales	
	Units	Value	Units	Value	Units	Value	Units	Value
Thyronorm 25mcg	100	2,397	980	23,491	0	0	700	16,779
Thyronorm 50mcg	300	8,628	2,128	59,151	882	24,670	696	18,872
Thyronorm 75mcg	0	0	0	0	686	24,366	700	24,101
Thyronorm 100mcg	100	3,825	1,000	39,950	490	19,576	896	34,605
Thyronorm 125mcg	0	0	1,176	51,685	530	23,294	0	0
		<b>14,850</b>		<b>174,277</b>		<b>91,605</b>		<b>94,357</b>

	Feb-16		Mar-16		Apr-16		May-16		Jun-16	
Primary Sales	Sales		Sales		Sales		Sales		Sales	
	Units	Value	Units	Value	Units	Value	Units	Value	Units	Value
Thyronorm 25mcg	50	1,199	6,664	159,736	50	1,199	294	7,047	108	2,589
Thyronorm 50mcg	736	20,526	12,901	360,424	980	27,405	3,046	85,197	1,872	52,360
Thyronorm 75mcg	344	12,294	3,822	137,439	588	21,144	1,176	42,289	608	21,833
Thyronorm 100mcg	760	30,277	6,664	266,227	1,588	63,407	1,772	70,111	1,010	40,299
Thyronorm 125mcg	700	29,456	3,234	142,134	294	12,921	1,380	59,903	2,156	94,682
		<b>93,752</b>		<b>1,065,960</b>		<b>126,076</b>		<b>269,507</b>		<b>214,763</b>



Amney - VIII

NO. CDC/6-5/2016  
Government of the Punjab  
Primary & Secondary Healthcare  
Department

Dated Lahore, the 23<sup>rd</sup> Aug. 2016

To

The Chief Executive Officer  
Drug Regulatory Authority of Pakistan  
Islamabad

Subject: AVAILABILITY OF DRUGS IN THE MARKET OF PUNJAB

Please refer to the subject cited above.

2. A market survey was conducted by the field force Punjab to check the availability of below mentioned drugs. As per market survey by field force Punjab, the status regarding availability of drugs is as follows:

Sr. No.	Name of Drug	Available/Not available
1.	Thyroxin tablets (All brands)	Available
2.	Motival tablets M/s GSK, Karachi	Not available
3.	Panadol CF tablets M/s GSK, Karachi	Not available
4.	Folic acid tablets M/s Zafa Pharmaceutical labs, Karachi	Not available
5.	Dexamethasone tablets (Dexamethasone) (All brands)	Available

3. It is, therefore, requested kindly take necessary steps including issuance of direction to all the manufacturers in order to make sure the continuous & uninterrupted supply / availability of Drugs in the market throughout of the Punjab.

4. It is matter of public interest and may please be dealt on Top Priority.

*P. Pruthi in  
reference file  
22/9/16*

*S*  
Dr Zaka ur Rehman,  
Chief Drugs Controller  
Punjab, Lahore

cc

- Secretary, Govt. of the Punjab, Primary & Secondary Healthcare Department, Lahore.
- Additional Secretary Drug Control, Govt. of the Punjab, Primary & Secondary Healthcare Department, Lahore.

*Riz QA  
In your meeting notes*

*Am: Dr. DAD*

Chief Drugs Controller  
Punjab, Lahore

*Attention  
Director QA.*

GOVERNMENT OF GILGIT-BALTISTAN  
DRUG CONTROL ADMINISTRATION  
HEALTH DEPARTMENT  
GILGIT

No. 602/CID-GB/2006  
Gilgit dated 5<sup>th</sup> Sep, 2016

05811-922598  
05811-920552

To: The Deputy Director QC-I & II  
(QA & LT Division) DRAP,  
Islamabad.

Subject: Minutes of the Meeting of the Committee on Black Marketing of 4 commonly used medicines of M/s GSK and M/s Zafa Thyroxine Tab Motival Tab Panadol CF Tab and Folic Acid Tablet

Reference Drug Regulatory Authority of Pakistan Ministry of National Health Services, Regulations & Coordination letter F.No. 3-26/16 I & E dated 24-08-2016.

2. This office is already instrumental to control the violations of drug laws including the black marketing in the entire Gilgit-Baltistan for last more than 03 decades. Beside this a detail servay has recently been conducted in Gilgit-Baltistan wherein the sale records of distributions/ retailers have been examined and the government medical institutions in Gilgit-Baltistan have also been consulted by the field staff of Drug Control Administration Gilgit-Baltistan. In the course of the servay no black marketing of drugs has been observed.

3. However shortage of these drugs in the Gilgit-Baltistan has been observed as nominal quantity of medicines supplied to Gilgit-Baltistan shown below does not meet the requirement of entire region

S#	Name of drug	Name of company	Name of distributor	Qty purchsd	Qty soled	Balance
01	Thyroxine Tablet (Thyroxine)	GSK	Haji medicines Gilgit/ Karakoram medical store SKD	500 pack	441	49
02	Motival Tablet (Fluphenazine HCL and nortriptyline HCL)	GSK	Shan marketing Gilgit/ Karakoram medical store Skd	100	100	-
03	Panadol CF Tablet (Paracetamol, Pseudoephedrine & Chlorpheniramine)	GSK	Hidayat medicines Gilgit/Karakoram medical store Skardu	3000	3000	-
04	Folic Acid Tablet (Folic Acid)	Zata	Sajad medicines Gilgit/ Karakoram medical store Skardu	1202	58	1144
05	Dexamethasone Tablet (Dexamethasone)	Phizer	Shan Marketing Gilgit/ Al-Abas medical store Skardu	50 Pack	40 Pck	10

Report is submitted please.

*AP  
5/9/16*

*(Dr. M. Farooq Khan)*  
Chief Inspector of Drugs/  
Secretary Quality Control Drugs  
Gilgit-Baltistan

21/08/16



Amex - 17

IMMEDIATE

No.F.4-35/2016-DRAP/NHS,R&C

Government of Pakistan

Ministry of National Health Services, Regulations & Coordination

LG & RD Complex, Sector G-5/2, Islamabad

بدر ۵۰۲

“SAY NO TO CORRUPTION”

Islamabad, the 4<sup>th</sup> October, 2016.


OFFICE ORDER

On the recommendations of the Inquiry Committee on Black Marketing of 04 commonly used Medicines of M/s GSK and M/s Zafa and with the approval of the competent authority i.e. Secretary Ministry of National Health Services, Regulations & Coordination (NHS,R&C), the following “Inspection Team” is constituted to conduct inspection / forensic audit of the above mentioned manufacturing companies:-

- |   |          |
|---|----------|
| i) Dr. Sheikh Akhtar Hussain, Director<br>(Medical Devices), DRAP | Chairman |
| ii) Dr. Noor Muhammad Shah, Director, FDSL                        | Member   |
| iii) Dr. Saif-ur-Rehman Khattak, Director CDL, Karachi            | Member   |
| iv) Area Federal Inspector of Drugs (FID)                         | Member   |

TORs of the Inspection Team:

- i) To verify the imported raw material of the above mentioned products by the manufacturers for the last five (05) years.
- ii) To verify the production of the registered drugs / products by the manufacturers for the last five (05) years.
- iii) To verify the sale record of the above mentioned drugs for the last five (05) years.
- iv) The Committee should submit report within one week.

  
(Sana-ul-Islam)  
Deputy Secretary (Admn)

Distribution:

1. Chief Executive Officer, DRAP.
2. All Members of the Committee.
3. Members of the Inspection Team.
4. Director (Quality Assurance), DRAP.

P.T.O

**INSPECTION / AUDIT REPORT OF M/S. GSK PAKISTAN LIMITED, F/268, S.I.T.E., KARACHI IN RESPECT OF BLACK MARKETING OF THYROXIN 50 mcg TABLETS**

As per TOR communicated vide Ministry of National Health Services, Regulations & Coordination, Islamabad letter No. F.4-35/2016-DRAP/NHS,R&C dated: 04<sup>th</sup> October, 2016 an inspection team of following officers was constituted:

- |      |  |                 |
|------|--|-----------------|
| i.   | <b>Dr. Sheikh Akhter Hussain</b><br>Director, MD&MC, DRAP, Islamabad | <b>Chairman</b> |
| ii.  | <b>Dr. Noor Muhammad Shah</b><br>Director, FDSL, DRAP, Islamabad     | <b>Member</b>   |
| iii. | <b>Dr. Saif-ur-Rehman Khattak</b><br>Director, CDL, DRAP, Karachi    | <b>Member</b>   |

The team inspected / audited M/S. GSK Pakistan Ltd., F/268, SITE, Karachi (License No.0000233) on 19<sup>th</sup> October 2016 in relation to black marketing of their product namely Thyroxin 50 mcg tablets. Mr. Rizwan Khokar (Site Head), Mr. Imtiaz Hussain (Quality Head) and other staff of M/S. GSK Pakistan Ltd, F/268, SITE, Karachi, assisted and facilitated the process of document review and physical inspection of the warehouse, production and quality control areas of the firm. Since the spectrum of approved TORs is narrow / limited therefore, the following related areas were audited only with details as below:

**1. Raw material record (Last five years)**

**i. Invoices of imported Thyroxin Sodium verified by DRAP Karachi.**

Firm has imported 11 consignments from 2012 to 2016 (till date) with the total quantity of 47.3 Kg. All the quantities are imported from M/S. Sandoz GmbH Biochemietrasse, Kundl, Austria.

(Copies of invoices are annexed as **Annexure – A**)

**ii. Invoices of imported Thyroxin Sodium not verified by DRAP Karachi.**



➤ NIL

**iii. Invoices of locally purchased Thyroxin Sodium.**

➤ NIL

**iv. Record of any failed batch of API.**

➤ NIL

**v. Keeping samples of imported lots of Thyroxin Sodium raw material.**

As per policy of the firm (expiry + 1 year) the keeping samples of all imported lots of Thyroxin Sodium raw material were available with the firm.

**vi. Price history of imported Thyroxin Sodium.**

Sr. No.	Year Imported	Supplier Name	Invoice No.	Invoice Date	Quantity Imported	Rate per 10G (EUR)
1.	2012	M/S. Sandoz GmbH Austria.	4356027865	29-10-2012	5 Kg	49.75
		-do-	4356028303	22-11-2012	2 Kg	49.75
2.	2013	M/S. Sandoz GmbH Austria.	4356029295	22-01-2013	3 Kg	49.75
		-do-	4356031240	13-05-2013	3 Kg	49.75
		-do-	4356031738	11-06-2013	4 Kg	49.75
		-do-	4356033427	23-09-2013	5 Kg	49.75
3.	2014	M/S. Sandoz GmbH Austria.	4356059065	20-10-2014	4.3 Kg	45.00
4.	2015	M/S. Sandoz GmbH Austria.	4356040782	06-02-2015	5 Kg	42.50
		-do-	4356042032	07-05-2015	6 Kg	42.50
5.	2016	M/S. Sandoz GmbH Austria.	4356046305	04-02-2016	5 Kg	42.50
		-do-	4356048024	31-05-2016	5 Kg	42.50

**2. Production Record of Thyroxin 50 mcg tablets (last five years)**

**i. Authorized master formula of Thyroxin 50 mcg tablets.**

Batch size = 1796404 tables

**Composition per batch:**

Thyroxin Sodium triturate = 9.431 Kg

Sodium Citrate = 39.988 Kg



Lactose BP = 48.383 Kg

Maize Starch = 43.616 Kg

Acacia Powder = 6.87 Kg

Magnesium Stearate = 1.235 Kg

(Copy of authorized master formula is annexed as **Annexure – B**)

ii. **Year wise total number of batches produced.**

Year	Total batches produced
2012	10 (Each of 70000 packs)
2013	20 (Each of 70000 packs)
2014	25 (Each of 70000 packs)
2015	19 (Each of 70000 packs)
2016 (January to 19 <sup>th</sup> October)	12 (Each of 70000 packs) + 22 (Each of 17000 packs only)

(Copies of details of year wise batches produced are annexed as **Annexure – C**)

iii. **Review of batch history records for every year.**

The batch history records for batch number 2TCAGA, CTCABA, DTCAJA, ETCAGA and FTCARA manufactured in year 2012, 2013, 2014, 2015 and 2016, respectively, were reviewed. The batch history record revealed that the tablets are packed in a pack of 100s. Furthermore the batch history records were found complete and satisfactory.

iv. **Five year record of failed batches reworked.**

No batch was failed and reworked in the last five years

v. **Five year record of failed batches destroyed.**

No batch was failed and destroyed in the last five years

vi. **Keeping samples of the batches produced.**

As per firm's policy (expiry + 1 year ) keeping samples for the batches produced in the last three years were available with the firm.

3. **Sale Record (last five years)**

Year	Total (100s packs) of Thyroxin 50 mcg tablets produced	Total (packs 100s) sale of Thyroxin 50 mcg tablets
2012	697050	78582
2013	1401949	1138018
2014	1750539	1742444
2015	1325089	1450958
Jan to Oct 2016	1782030	1528086

(Copies of details of all batches produced and sold are annexed as **Annexure – D**)



**4. Physical inspection of the warehouse, production and quality control facilities of M/S. GSK Pakistan Private Ltd., F/268, SITE, Karachi.**

Physical inspection of the warehouse revealed that 4.97 Kg of Thyroxin Sodium raw material is available as balance quantity. The API was stored in separate cold storage area with appropriate controls and monitoring. The production area for Thyroxin tablets is not fully dedicated however, some of the areas like dispensing and equipments like planetary mixer and sifter are totally dedicated. For other non dedicated equipments like fluidized bed dryer and compression machine, the contact parts however are dedicated for Thyroxin tablets. The area is compliant to GMP with respect to HVAC, personnel and other arrangements. The quality control area was also inspected especially in relation to the analysis of Thyroxin Sodium raw material and Thyroxin 50mcg tablets. The analytical reports of Thyroxin 50mcg tablets batch number 2TCAGA, CTCABA, DTCAJA, ETCAGA and FTCARA were reviewed and found satisfactory. The quality control area was found will equipped with appropriate conditions.

**5. MRP history of Thyroxin 50mcg tablets (Last five years).**

Year	MRP (Rs)
2012	50
2013	100
2014	100
2015	100
Current 2016	102.5




**6. Basis for short availability of Thyroxin 50mcg tablets in the market.**

As per production and sale record of the firm, they have produced and sold Thyroxin tablets with increasing trend from 2012 to 2014 however, in 2015 the production and sales seems to be decreased which may be the basis for shortage of the product in the market. In 2016 the initial 12 batches are produced with a batch size of 70000 packs approximately whereas the rest of 22 batches have batch size of 17000 packs. The decrease in the batch size as explained in written by the firm is due to work on new initiative. Thus the firm has reduced the batch size but has produced the maximum quantity in year 2016 because of increased number of batches produced (**Annexure – E**).


- iii. No quantity of the API has been purchased from the local market, nor any quantity of the imported API is sold/ loaned to any other manufacturer.
- iv. Review of last five years production data shows that the firm has produced the least quantity (697050 packs) in year 2012 and maximum quantity (1782030 packs) in year 2016. The increasing trend in quantity produced can be seen from year 2012 to 2016 however, in 2015 the quantity produced (1325089 packs) is substantially less than the required quantity as per the trend.
- v. The sale of Thyroxin tablets is done by GSK itself. Review of the sale record show that the product was distributed to nearly all corners of the country. The highest figure for sale can be seen in year 2014 followed by year 2016. In year 2012 no sale can be seen in the month of February to July.
- vi. The sales record of Thyroxin Tablets related to the province of Balochistan has been verified by the Chief Drug Inspector, Health Department, Government of Balochistan, however, reply from the other provincial governments is still awaited.
- vii. A decreasing trend in the price of Thyroxin Sodium raw material has been found from year 2013 to 2016 (49.75 – 42.5 USD/Kg) hence in 2015 and 2016 the price is at the lowest level in the last five years.
- viii. No evidence of black marketing directly by the firm can be seen on the basis of their import, production and sale data, however the decrease in production (1325089 packs) and sale (1450958 packs) in the year 2015 as compared to production (1750539 packs) and sale (1742444 packs) in year 2014 may be the basis for black marketing of the product.
- ix. The decrease in production and sale of thyroxin tablets in year 2015 irrespective of lowest price of its active ingredient (thyroxin sodium) needs thorough investigation.
- x. The firm has also reduced batch size from 70,000 packs to 17000 packs which must also be investigated.


#### 10. Recommendations.


- i. As per conditions of registration it is the responsibility of the registration holder to maintain continuous supply of their products in the market, therefore, extra efforts by the registration holder are required to be made to ensure continuous and sufficient availability of their registered products in the market to avoid black marketing.
- ii. Reduction in production and sale in 2015, irrespective of the lowest price of API and reduction in batch size should be investigated.

- iii. The field offices may be provided updated MRP list of drugs by the directorate of pricing and strict monitoring of the drug prices may be made in the market by the field offices.
- iv. Sales of drugs is mainly subject of provincial governments therefore, all provincial governments should strengthen their monitoring resources to avoid black marketing of drugs.
- v. The Drug Regulatory Authority of Pakistan should produce a proper office overseeing the continuous availability of all registered drugs in proper collaboration with the provincial government health departments.
- vi. Necessary prohibitions and penalties thereof may be inserted in the Drugs Act, 1976 regarding shortages in order to penalize the manufacturers, whole sellers, distributors and retailers involved in such activities.

  
1. Dr. Sneikhi Akhter Hussain,  
Chairman Inspection Team  
Director, Medical Devices,  
DRAP, Islamabad.

  
2. Dr. Noor-Muhammad Shah,  
Member Inspection Team,  
Director, FDSL, DRAP, Islamabad.

  
3. Dr. Saif-ur-Rehman Khattak,  
Member Inspection Team  
Director, CDL, DRAP, Karachi.

**INSPECTION / AUDIT REPORT OF M/S. GSK PAKISTAN LIMITED, PLOT 5, SECTOR 21, KORANGI INDUSTRIAL AREA KARACHI IN RESPECT OF BLACK MARKETING OF MOTIVAL (FLUPHENAZINE 0.5MG AND NORTRIPTYLINE 10MG) TABLETS**

As per TOR communicated vide Ministry of National Health Services, Regulations & Coordination, Islamabad letter No. F.4-35/2016-DRAP/NHS,R&C dated: 04<sup>th</sup> October, 2016 an inspection team of following officers was constituted:



- |   |                 |
|---|-----------------|
| i. <b>Dr. Sheikh Akhter Hussain</b><br>Director, MD&MC, DRAP, Islamabad | <b>Chairman</b> |
| ii. <b>Dr. Noor Muhammad Shah</b><br>Director, FDSL, DRAP, Islamabad    | <b>Member</b>   |
| iii. <b>Dr. Saif-ur-Rehman Khattak</b><br>Director, CDL, DRAP, Karachi  | <b>Member</b>   |
| iv. <b>Dr. Shaikh Abdul Rasool</b><br>Area FID, DRAP, Karachi           | <b>Member</b>   |

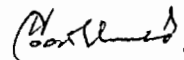
The team inspected / audited M/S. GSK Pakistan Ltd., Plot 5, Sector 21, Korangi Industrial Area, Karachi (License No.000248) on 19<sup>th</sup> October 2016 in relation to black marketing of their product namely Motival (Fluphenazine 0.5mg and Nortriptyline 10mg) tablets. Mr. Tariq Javed (Site Head), Miss. Roobi Shaikh (Quality Head), Mr. Abdur Rauf (Production Manager) and other staff of M/S. GSK Pakistan Ltd., Korangi Karachi assisted and facilitated the process of document review and physical inspection of the warehouse, production and quality control areas of the firm. Since the spectrum of approved TORs is narrow/ limited therefore, the following related areas were audited only with details as below:

**1. Raw material record (Last five years)**

**i. Invoices of imported Fluphenazine Hydrochloride & Nortriptyline Hydrochloride verified by DRAP Karachi.**

Firm has imported 11 consignments of Fluphenazine Hydrochloride and 13 consignments of Nortriptyline Hydrochloride from 2012 to 2016 (till date) with the total quantity of 122 Kg and 2679.3 Kg respectively. Out of 122 Kg Fluphenazine HCl 25.5 Kg has been imported from M/S. Fine Chemicals Corp (Pvt), South Africa whereas 96.5Kg, from M/S. Trifarma S.p.A, Italy, respectively.










3.	2014	M/S. Fine Chemicals Corp (Pvt), South Africa.	-do-	00549060/676137	05-06-2015	10 Kg	11000 USD
4.	2015	Trifarma S.p.A, Italy	Trifarma S.p.A, Italy	620	16-12-2015	1.5 Kg	1400 EUR
5.	2016	-do-	GSK Trading Services Limited, Brentford UK.	00604375/742003	05-08-2016	24 Kg	11000 USD

► Nortriptyline Hydrochloride

Sl. No.	Year of Import	API Manufacturer	API Supplier	Invoice No.	Invoice Date	Quantity Imported	Rate per Kg (USD)
1.	2012	M/S. Dipharma Francis S.R.L, Italy	GSK Trading Services Limited, Brentford UK.	00351744/455	16-02-2012	125 Kg	650
		-do-	-do-	00354709/458	06-03-2012	125 Kg	650
		-do-	-do-	00372617/478	25-06-2012	175 Kg	650
		-do-	-do-	00385455/492	11-09-2012	125 Kg	650
		-do-	-do-	00393357/501188	26-10-2012	100 Kg	650
2.	2013	M/S. Dipharma Francis S.R.L, Italy	-do-	00430127/542049	27-05-2013	238.3 Kg	650
		-do-	-do-	00455338/569774	15-10-2013	200 Kg	650
3.	2014	M/S. Dipharma Francis S.R.L, Italy	-do-	00501468/622174	18-07-2014	741 Kg	650
4.	2015	M/S. Dipharma Francis S.R.L, Italy	-do-	00552327/679860	29-06-2015	125 Kg	650
		-do-	-do-	00555358/683331	21-07-2015	375 Kg	650
5.	2016	M/S. Dipharma Francis S.R.L, Italy	-do-	00607430/745681	02-09-2016	125 Kg	650
		-do-	-do-	00607442/745711	02-09-2016	100 Kg	650



**2. Production Record of Motival tablets (last five years)**

**i. Authorized master formula of Motival tablets.**

Composition	mg/ tablet:
Fluphenazine Hydrochloride (100%)	= 0.525
Nortriptyline Hydrochloride (100%)	= 11.390
Lactose Fast Flo*	= 15.841
(*q.s to make 176mg/ tablet)	
Lactose Anhydrous	= 47.524
Dicalcium Phosphate	= 63.000
Corn Starch	= 31.800
Gelatin Type-B	= 4.150
Magnesium Stearate	= 1.770
Dewaxed Lemon Shellac	= 2.445
Alcohol SD No. 3A	= 0.0051 mL
Castor Oil Tasteless	= 0.00024 mL
Talc	= 0.500
Sugar Granular	= 89.850
Calcium Carbonate Heavy	= 52.350
P.V.P K-30	= 2.250
Purified Water	= 43.050 mL
Opalux Pink AS 54039	= 4.200
1,1,1 Trichloroethane	= 0.0008mL
Wax Carnuba	= 0.080
White Wax	= 0.120

(Copy of authorized master formula is annexed as **Annexure – B**)

**ii. Year wise total number of batches produced.**

Year	Total batches produced
2012	38
2013	78
2014	59
2015	11
2016 (January to 19 <sup>th</sup> October)	25

(Copies of details of year wise batches produced are annexed as **Annexure – C**)

Handwritten signatures and initials are present at the bottom of the page, including a large signature on the left, initials 'f-d' in the center, and a signature 'B. K. Das' on the right.

iii. **Review of batch history records for every year.**

The batch history records for batch number 1H92H, 2K898, 3H167, 4MOAS and 6MOAD manufactured in year 2012, 2013, 2014, 2015 and 2016 respectively were reviewed. The batch history record revealed that the tablets are packed in a pack of 100s. Furthermore the batch history records were found complete and satisfactory.

iv. **Five year record of failed batches reworked.**

No batch was failed and reworked in the last five years

v. **Five year record of failed batches destroyed.**

No batch was failed and destroyed in the last five years

vi. **Keeping samples of the batches produced.**

As per policy of the firm (expiry + 1 year) keeping samples for the batches produced in the last three years were available with the firm.

3. **Sale Record (last five years)**

Year	Total (100s packs) of Motival tablets produced	Total (100s packs) sold of Motival tablets
2012	316104	316104
2013	1358605	902881
2014	790064	810311
2015	178028	613496
Jan to Oct 2016	348331	262721

(Copies of details of all batches produced and sold are annexed as **Annexure -D**)

4. **Physical inspection of the warehouse, production and quality control facilities of M/S. GSK Pakistan Private Ltd, Korangi Industrial Area, Karachi.**

Physical inspection of the warehouse revealed that only 0.5 Kg of Fluphenazine HCl and 84.775 Kg of Nortriptyline HCl raw material is available as balance quantity. The storage conditions and other facilities and controls of the warehouse are proper. The production area is compliant to GMP with respect to HVAC system, personnel, machinery and other arrangements. During the visit different batches of Motival tablets were found at different stages of manufacturing like, B. No. 6MOAT was under blistering / packing, B. No. 6MOAX under compression, B. No. 6MOAY under blending whereas B. No. 6MOAU under coating. All the batches were of 20000 x 100s packs each. The quality control area was also inspected especially in relation to the analysis of Fluphenazine HCl and Nortriptyline HCl raw material and Motival tablets. The analytical reports of Motival tablets batch number 1H92H, 2K898, 3H167, 4MOAS and 6MOAD were reviewed. It

Handwritten signatures and initials are present at the bottom of the page, including a large signature on the left, the initials '4-d' in the center, a large 'X' mark on the right, and another signature on the far right.

was found that all necessary equipments, personnel and standards including the impurity standards are available with the firm. The record of testing was found satisfactory.

**5. MRP history of Motival tablets(Last five years).**

Year	MRP (Rs.)
2012	210
2013	210
2014	210
2015	210
Current 2016	216.01

**6. Basis for short availability of Motival tablets in the market.**

As per production and sale record of the firm the firm has produced and sold appreciable amount of the tablets however, the quantity may not be sufficient to cover the total need of the country. The production and supply is grossly affected in year 2015 and 2016 due to which sufficient availability of the product could not be made in the market. The short supply of the product may be the basis for black marketing of the product. The firm undertake that the only reason of short supply is due to problem with the API manufacturer, however, with the development of new source they ensure the smooth supply of Motival tablets as per market demand. As per direction of the inspection team a plan for manufacturing and sales for the upcoming months and commitment for smooth availability of the product in the market have been submitted by the firm which is annexed as **Annexure – E**.

**7. Verification of Invoices of imported Raw Materials and sale record of Motival Tablets.**

- i. Copies of invoices of imported Fluphenazine HCl and Nortriptyline HCl Raw Materials were sent to the office of Additional Director, DRAP, Karachi Whereas the copies of sale record of Motival Tablets to the office of Chief Drug Controller / Chief Drug Inspector Government of Punjab, KPK, Sindh, Balochistan, Azad Jammu & Kashmir and Gilgit Baltistan for verification (**copies of reference letters are annexed as annexure F & G**). The office of Additional Director, Vide Letter No.F.01-04/2016-DRAP (K)-DDG Dated 28<sup>th</sup> October, 2016 (**Copy annexed as annexure H**) has verified all the invoices in respect of import of Fluphenazine HCl and Nortriptyline HCl raw materials.

Handwritten signatures and initials are present at the bottom of the page, including a large signature on the left, initials 'f. d.' in the center, a signature on the right, and another signature on the far right.

- ii. The Chief Drug Inspector, Health Department, Government of Balochistan has completed the verification process of sales invoices of Motival Tablets and has reported vide letter No. /Ver/260/01 dated 1<sup>st</sup> November 2016 (**Copy enclosed as annexure I**). In his report he has communicated the verification of all sales invoices related to Motival Tablets at Muller & Phipps, Quetta (The only sole distributor for the sale of Motival Tablets in Balochistan).
- iii. The Secretary Provincial Quality Control Board, Sindh, Karachi has also forwarded the relevant sale record to the Provincial Drug Inspectors, Karachi for verification vide letter No. SQCB/CDI/1439/1443 dated 10<sup>th</sup> November 2016 (**Copy enclosed as annexure J**), however, no verification has been received from their side till date.

## 8. Conclusions.

- i. Import, production and sale record regarding the API (Fluphenazine HCl and Nortriptyline HCl) and the finished product (Motival tablets) is available and maintained properly.
- ii. In the last five years the least quantity of Fluphenazine HCl and Nortriptyline HCl i.e. 1.5Kg and 225 Kg, were imported in year 2015 and 2016 respectively, whereas the highest quantity i.e. 46.5 Kg and 775 Kg were imported in year 2012.
- iii. **Invoice No. 620 dated 16-12-2015 for 1.5 Kg Fluphenazine HCl has been raised directly by Tripharma S.p.A, Italy contrary to GSK trading services limited Brentford UK as in the case of other invoices. This invoice shows approximately six times lower price (1600 US\$ as compared to 11000 USD) per kg for Fluphenazine HCl than the other invoices. This may be a clear case of illegal money transfer abroad.**
- iv. No quantity of the API has been purchased from the local market, nor any quantity of the imported API is sold/ loaned to any other manufacturer.
- v. Review of production data shows that the firm has produced the least quantity (178028 packs) in 2015 and maximum quantity (1358605 packs) in year 2013.
- vi. Motival tablets are distributed throughout the country by Muller & Phipps. Review of sale record for Motival tablets show that the product was distributed to nearly all corners of the country however, supply is affected in year 2015 and 2016.
- vii. The sales record of Motival Tablets related to the province of Balochistan has been verified by the Chief Drug Inspector, Health Department, Government of Balochistan, however, reply from the other provincial governments is still awaited.

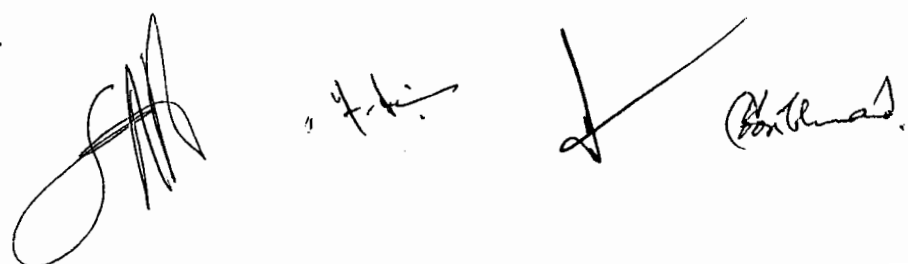
Handwritten signatures and initials are present at the bottom of the page, including a large signature on the left, a smaller signature in the center, a signature on the right, and a signature on the far right.

- viii. The reason for shortage as explained by the manufacturer is short supply of Fluphenazine HCl, by Tripharma, S.p.A Italy, however, as required by the condition of registration smooth availability of the product should be ensured in the market therefore, extra efforts (including the development of multiple sources for a particular API) were required to be made by the manufacturer.
- ix. The prices of Fluphenazine HCl and Nortriptyline HCl raw material has remained stable [11000 USD/Kg (except for invoice No. 620) and 650 USD/Kg, respectively] throughout the last five years.
- x. **No evidence of black marketing directly by the firm can be seen on the basis of their import, production and sale data, however, the decreased production and sale in the year 2015 and 2016 may be considered as basis for black marketing of the product.**

**9. Recommendations:**


- i. As per conditions of registration it is the responsibility of the registration holder to maintain continuous supply of their products in the market, therefore, extra efforts by the registration holder, (including the development of multiple sources for a particular API) are required to be made to ensure continuous and sufficient availability of their registered products.
- ii. **The exceptionally high price (11000 USD / Kg) for Fluphenazine HCl raw material as compare to the price of the same material from the same source via invoice No. 620 (1600 USD / Kg) should be investigated in view of illegal money transfer by the firm abroad.**
- iii. Since there is severe shortage of Motival tablets in the market, the firm should produce extra quantities in the upcoming months to maintain smooth availability of the tablets in the market.
- iv. The field offices may be provided updated MRP list of drugs by the directorate of pricing and strict monitoring of the drug prices may be made in the market by the field offices.

FBR

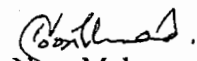





- v. Sales of drugs is mainly subject of provincial governments, therefore all provincial governments should strengthen their monitoring resources to avoid black marketing of drugs.
- vi. The Drug Regulatory Authority of Pakistan should establish a proper office overseeing the proper availability of all registered drugs in proper collaboration with the provincial government health departments.
- vii. Necessary prohibitions and penalties thereof may be inserted in the Drugs Act, 1976 regarding shortages in order to penalize the manufacturers, whole sellers, distributors and retailers involved in such activities.




1. Dr. Sheikh Akhter Hussain,  
Chairman Inspection Team  
Director, Medical Devices,  
DRAP, Islamabad.



2. Dr. Noor Muhammad Shah,  
Member Inspection Team,  
Director, FDSL, DRAP, Islamabad.



3. Dr. Saif-ur-Rehman Khattak,  
Member Inspection Team  
Director, CDL, DRAP, Karachi.



4. Dr. Shaikh Abdul Rasool,  
Member Inspection Team,  
Area Federal Drugs Inspector, DRAP, Karachi.

**INSPECTION / AUDIT REPORT OF M/S. ZAFSA PHARMACEUTICAL, KARACHI IN  
RESPECT OF BLACK MARKETING OF TABLETS FOLIC ACID 5MG.**

As per TOR communicated vide Ministry of National Health Services, Regulations & Coordination, Islamabad letter No. F.4-35/2016-DRAP/NHS,R&C dated: 04<sup>th</sup> October, 2016 an inspection team of following officers was constituted:

- |      |  |                 |
|------|--|-----------------|
| i.   | <b>Dr. Sheikh Akhter Hussain</b><br>Director, MD&MC, DRAP, Islamabad | <b>Chairman</b> |
| ii.  | <b>Dr. Noor Muhammad Shah</b><br>Director, FDSL, DRAP, Islamabad     | <b>Member</b>   |
| iii. | <b>Dr. Saif-ur-Rehman Khattak</b><br>Director, CDL, DRAP, Karachi    | <b>Member</b>   |
| iv.  | <b>Dr. Shaikh Abdul Rasool</b><br>Area FID, DRAP, Karachi            | <b>Member</b>   |



The team inspected / audited M/S. Zafa Pharmaceuticals, L-4/1, Block 21, Federal B Area Karachi (License No. 000040, For physical audit of the API stock, manufacturing and quality control facilities of Folic Acid 5mg tablets) and M/S. Zafa Pharmaceutical Labs, L-1/b, Block 22, Federal B Area, Karachi (Head office, For review of documents related to the import of active raw material, production and sale record of Folic Acid 5mg tablets) on 18<sup>th</sup> October 2016 in relation to black marketing of their product namely Folic Acid 5mg tablets. Mr. Muhammad Amin, MD, Mr. Jawad Amin (Deputy MD) and other staff of M/S. Zafa Pharmaceuticals assisted and briefed the document review process whereas Mr. Shariq Hussain (Director Technical), Dr. Peer Moazzam Shah (Quality Head) and Mr. Azam (Production Head) facilitated the process of physical inspection of the warehouse, production and quality control areas of the firm. Since the spectrum of approved TORs is narrow/ limited therefore, the following related areas were audited only with details as below:

**1. Raw material record (Last five years)**

**i. Invoices of imported Folic Acid verified by DRAP Karachi.**

Firm has imported 13 consignments from 2011 to 2016 (till date) with the total quantity of 11,300 Kg. Out of the total 11,300 Kg, 3300 Kg is imported from M/S. Advan Pharmachem Co., Ltd. China whereas the rest of the quantity from M/S. Hebbe Jiheng (Group) Pharmaceutical Co., Ltd. China.

(Copies of invoices are annexed as **Annexure – A**)


ii. Invoices of imported Folic Acid not verified by DRAP Karachi.

➤ Nil

iii. Invoices of locally purchased Folic Acid.

➤ 02

The particulars of these two invoices are as under

Sl. No.	Year of Import	API Manufacturer	Invoice No.	Invoice Date	Quantity Imported	Rate per Kg (USD)
1.	2011	M/S. Hebei Pharmaceutical, China.	1105WF05	25-07-2011	1000kg	22.5
2.	2012	-do-	1110WF03	21-11-2011	1000kg	24.5

Firm has disclosed that they have purchased this quantity from the local market.

iv. Record of any failed batch of API.

➤ NIL

v. Keeping samples of imported lots of Folic Acid raw material.

As per policy of the firm (expiry + one year) the keeping samples of all imported lots of Folic Acid raw material were available with the firm.

vi. Price history of imported Folic Acid.

Sl. No.	Year of Import	API Manufacturer	Invoice No.	Invoice Date	Quantity Imported	Rate per Kg (USD)
3.	2011	M/S. Hebei Pharmaceutical, China.	1012WF01	09-12-2010	500 Kg	21.5
		-do-	1104WF01	12-04-2011	1000 Kg	21.7
		-do-	1203GF01	09-04-2012	1000 Kg	24.4
4.	2013	-do-	1207GF03	31-07-2012	1000 Kg	24.4
		-do-	1212GF01	11-12-2012	1000 Kg	21.8
		-do-	1304GF01	03-04-2013	1300 Kg	20.35
5.	2014	-do-	1310GF01	02-11-2013	1000 Kg	22.8
		-do-	1403GF02	08-04-2012	1000 Kg	26.6
		M/S. Advan Pharmachem, China	AH-492-01-170	30-06-2014	1000 Kg	52.0
6.	2015	---	---	---	---	---
7.	2016	-do-	AH-69201-152	12-05-2016	500 Kg	56.0
		-do-	AH-6902-01-259	08-08-2016	300 Kg	52.5
		-do-	AH-692-01-287	25-08-2016	500 Kg	56.5

*[Handwritten signatures and marks at the bottom of the page]*

**2. Production Record of Folic Acid tablets (last five years)**

**i. Authorized master formula of Folic Acid tablets.**

Batch size	= 2500000 tablets
Composition per batch:	
Folic Acid	= 14.382 Kg
Lactose Monohydrate	= 150 Kg
Maize Starch	= 202.6 Kg
Tartrazine Yellow Color	= 0.153 Kg
Magnesium Stearate	= 3 Kg
Aerosil-200	= 1.465 Kg
Talcum Powder	= 3 Kg
De-ionized water	= 90 Kg (finally removed)

(Copy of authorized master formula is annexed as **Annexure – B**)

**ii. Year wise total number of batches produced.**

Year	Total batches produced
2011	176
2012	207
2013	171
2014	197
2015	79
2016 (January to 18 <sup>th</sup> October)	89

(Copies of details of year wise batches produced are annexed as **Annexure – C**)

**iii. Review of batch history records for every year.**

The batch history record for batch number 731, 893, 224, 397, 489 and 559 manufactured in year 2011, 2012, 2013, 2014, 2015 and 2016 respectively were reviewed. The batch history records reviewed revealed that each batch has batch size of 2500000 tablets packed in 100s, 500s and 1000s. The pack of 100s is manufactured for regular market supply whereas the packs of 500s and 1000s are for institutional supply. Review of the batch history records also revealed that the firm has produced 919 batches (Required API quantity = 13,217 kg) since 1<sup>st</sup> January 2011 to 18<sup>th</sup> October, 2016 (including 17 batches produced from 1st October, 2016 to 18<sup>th</sup> October, 2016); whereas API consumed (as per consumption

*[Handwritten signatures and initials are present at the bottom of the page, including a large signature on the left and several smaller ones on the right.]*

data submitted to the inspection team) is only 12,402.696 kg which can only be sufficient for 862 batches if batch size of every batch is 25,00,000 tablets. This shows that the firm has not shown any data regarding 57 batches of Folic acid tablets i.e 814 kg Folic acid raw material. It is also important to note that the production record shows a total of 2059,286,600 tablets produced during 1<sup>st</sup> January, 2011 to 18<sup>th</sup> October, 2016 which is exactly 95% yield of 862 batches.

**Five year record of failed batches reworked.**

No batch was failed and reworked in the last five years

**iv. Five year record of failed batches destroyed.**

No batch was failed and destroyed in the last five years

**v. Keeping samples of the batches produced.**

As per policy of the firm (expiry + 1 year) keeping samples for the batches produced in the last three years were available with the firm.


**3. Sale Record (last five years)**

Year	Total (packs) of Folic Acid tablets produced	Total packs of Folic Acid tablets sold
2011	100s = 3836663 500s = 5155 1000s = 7517	100s = 3885841 500s = 6092 1000s = 1875
2012	100s = 4504175 500s = 12409 1000s = 7800	100s = 4394215 500s = 11500 1000s = 5925
2013	100s = 3832114 500s = 2653 1000s = 100	100s = 4126892 500s = 2536 1000s = 7600
2014	100s = 4565634 500s = 9129 1000s = 8860	100s = 4448339 500s = 9434 1000s = 7330
2015	100s = 1732540 500s = 7178 1000s = 5416	100s = 1694865 500s = 7130 1000s = 7250
Jan to Oct 2016	100s = 1642190 500s = 0 1000s = 0	100s = 1642145 500s = 0 1000s = 0

(Copies of details of all batches produced and sold are annexed as Annexure -D)

**4. Physical inspection of the warehouse, production and quality control facilities of M/S. Zafa Pharmaceutical, FB Area, Karachi.**

Physical inspection of the warehouse revealed that 897.304 Kg Folic Acid raw material is still available with the firm. The storage conditions and other facilities and controls of the





warehouse need immediate attention for improvements. The production area, although partially dedicated, needs improvements in HVAC system, personnel and material movement and other GMP elements for compliance. The quality control area was also inspected especially in relation to the analysis of Folic Acid raw material and Folic Acid 5mg tablets. The analytical reports of Folic Acid 5mg tablets batch number 731, 893, 224, 397, 489 and 559 were reviewed. It was found that the record of testing is available however, alternate method was used for analysis which needs to be replaced immediately by official method.

**5. MRP history of Folic Acid 5mg tablets (Last five years).**

Year	MRP (Rs.)
2012	20
2013	20
2014	30
2015	30
Initial 2016	43.6
Current 2016	44.85

Folic Acid 5mg tablets were considered in hardship case and its price was revised from 30 to 43.6 by DRAP Islamabad.

**6. Basis for short availability of Folic Acid tablets in the market.**


As per production and sale record of the firm they have produced and sold appreciable amount of the tablets however, the quantity may not be sufficient to cover the total need of the country. The production and supply seems to be affected in year 2015 and 2016 due to fluctuations in the international prices of the API (Folic Acid).

**7. Commitment of the firm to continuously produce the product.**

The firm has submitted their plan for production for the rest of year 2016 wherein they have shown that the product will be manufactured on continuous basis. They have further submitted that the product will be distributed throughout Pakistan in quantities as per need of the patients.

**8. Sale of imported Folic Acid to a nutraceuticals firm.**

The record of import of the API and the batches of Folic Acid tables produced show that the firm has not sold any quantity of API to any other pharmaceutical unit or Nutraceuticals pharma including M/S. A.R. Nutraceuticals Pharma (Pvt.) Ltd. F-4/C, Phase-II, Super Highway Industrial Area, Karachi, manufacturing the product "Folic

Handwritten signatures and initials at the bottom of the page, including a large signature on the left, the initials 'f.d.' in the center, a checkmark on the right, and another signature on the far right.


Acid Plus chewable tablets” (Folic Acid + Vitamin B12) for Zafa International Healthcare, D-130A, Block-4, KDA Scheme No.5, Clifton, Karachi-Pakistan.

**9. Verification of Invoices of imported Folic Acid Raw Material and sale record of Folic Acid Tablets.**

- i. Copies of invoices of imported Folic Acid Raw Material were sent to the office of Additional Director, DRAP, Karachi Whereas the copies of sale record of Folic Acid 5mg Tablets to the office of Chief Drug Controller / Chief Drug Inspector Government of Punjab, KPK, Sindh, Balochistan, Azad Jammu & Kashmir and Gilgit Baltistan for verification (copies of reference letter are annexed as annexure E & F). The office of Additional Director, Vide Letter No.F.01-04/2016-DRAP (K)-DDG Dated 28<sup>th</sup> October, 2016 (Copy annexed as annexure G) Wherein 11300 kg Folic Acid imported Vide 13 invoices have been verified however 2000 kg Material purchased vide 2 invoices have not been verified to be cleared from DRAP, Karachi. Firm has disclosed that they have purchased this quantity from the local market.
- ii. The sale record of Folic Acid 5mg Tables sent to the provincial Government have not verified by them till date.

**10. Conclusions.**

- i. Import, production and sale record regarding the API (Folic Acid) and the finished product (Folic Acid 5mg Tablets) has been maintained by the firm however, complete record has not been submitted to the inspection team as evident from the extra 57 batches produced.
- ii. Firm is mainly using Folic Acid raw material imported by the firm themselves, however, some quantities (2000 Kg) are also purchased from the local market. It is pertinent to mention that Folic Acid Raw Material is not being manufactured in Pakistan hence the Material may be imported by any other pharmaceutical company and have sold in the market OR the material may be imported by any commercial importer for sale in the country to manufacturers of products containing Folic Acid Raw Material.
- iii. No objective evidence of any sale of imported API to any other Pharma unit or any nutraceuticals firm was found by the team.
- iv. Review of production data shows uniform trend in the number of batches produced per year from 2011-2014 however, the production was reduced in 2015 and 2016.





The bottom of the page contains several handwritten signatures and initials. On the left, there is a large, stylized signature. To its right, there are smaller initials and a checkmark. On the far right, there is another signature.


- v. Review of sale record of Folic Acid tablets show that the product was distributed to nearly all corners of the country in quantity nearly uniform for all seasons however the sale could not be verified by the provincial Governments till date.
- ✓ vi. The reason for shortage as explained by the manufacturer and supported by documented evidence is fluctuation in the international price of the Folic Acid raw material, however, as required by the condition of registration, smooth availability of the product should be ensured in the market therefore, extra efforts were required to be made by the manufacturer.
- ✓ vii. An increase in the price of Folic Acid raw material has been found in mid of the year 2014 (91 USD in June 2014 as compared to USD 24 in 2012 and 2013, respectively) and then stabilized in year 2016. **In year 2015 the firm has not imported any Folic Acid raw material and also the production and sale of Folic Acid tablets is minimum in this year among the last five years which may be the basis for black marketing of the product.**
- viii. Firm has disclosed that black marketing of Folic Acid tablets has been done in the market due to short production of Folic Acid tablets due to increased price of Folic Acid raw material in the international market. However, they also confirm that the firm directly has no role in the black marketing. They further submitted that a number of letters in this regard were written to the regulatory authorities from time to time by the firm themselves (Copies enclosed as **Annexure – H**)

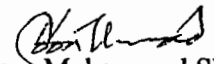
#### 11. Recommendations:


- i. As per conditions of registration it is the responsibility of the registration holder to maintain continuous supply of their products in the market, therefore, extra efforts by the registration holder are required to be made to ensure continuous and sufficient availability of their registered products.
- ii. The field offices may be provided updated MRP list of drugs by the directorate of pricing and strict monitoring of the drug prices may be made in the market by the field offices.
- iii. Sales of drugs is mainly subject of provincial governments therefore, all provincial governments should strengthen their monitoring resources to avoid black marketing of drugs.
- iv. Mechanism may also be devised so that continuous availability of registered drugs could not be affected by nutraceuticals or other alternative medicines.




- v. The Drug Regulatory Authority of Pakistan should establish a proper office overseeing the continuous availability of all registered drugs in proper collaboration with the provincial government health departments.
- vi. Necessary prohibitions and penalties thereof may be inserted in the Drugs Act, 1976 and retailers involved in such activities.
- vii. Field offices may be directed and facilitated to monitor and control the availability of pharmaceutical grade Raw Material in the open market.

  
1. Dr. Sheikh Akhter Hussain,  
Chairman Inspection Team  
Director, Medical Devices,  
DRAP, Islamabad.

  
2. Dr. Noor Muhammad Shah,  
Member Inspection Team,  
Director, FDSL, DRAP, Islamabad.

  
3. Dr. Saif-ur-Rehman Khattak,  
Member Inspection Team  
Director, CDL, DRAP, Karachi.

  
4. Dr. Shaikh Abdul Rasool,  
Member Inspection Team,  
Area Federal Drugs Inspector, DRAP, Karachi.

(V) (10)

*Proud to be Pakistani*  
**Global Pharmaceuticals (Pvt.) Ltd.**

Ref: GL/RA/080

Islamabad  
30-06-2016

**Mr. Abdul Ghaffar**  
Deputy Drugs Controller (Pricing)  
Drug Regulatory Authority of Pakistan,  
Government of Pakistan  
Islamabad.


**SUBJECT: PRODUCTION & SALES RECORD OF T-4 (THYROXINE) TABLETS**  
**(Reg. No.025197)**

Dear Sir,

With reference to your letter F.No.9-12/2016-DDC (P), dated 28<sup>th</sup> June, 2016, regarding the availability of Thyroxin. Tablets, we, M/s Global Pharmaceuticals (Pvt.) Ltd, are hereby submitting the complete production and sales record of our registered product **T-4 Tablet 50mcg** (Reg. No.025197), from June, 2010 to till date.

Thanking you,

For, Global Pharmaceuticals (Pvt.) Ltd

  
\_\_\_\_\_  
**Muhammad Suleman**  
Manager Regulatory Affairs



116

No.F.3-7/90-Reg.II(M-145)  
Government of Pakistan  
Ministry of Health  
\*\*\*\*\*

Islamabad, the 12<sup>th</sup> October 1999

SUBJECT:- REGISTRATION OF DRUGS UNDER SECTION 7 OF THE DRUGS ACT, 1976 AND RULES 30 OF THE DRUGS (LICENSING, REGISTERING AND ADVERTISING) RULES, 1976.

The drug(s) as per details given below has/have been registered subject to the conditions appearing hereinafter:-

S.No	Reg.No.	Name of drug(s) & Composition.	Packing	MRP	No. & Date of application
1	025195	Warfarin Tablets Each tablet contains:- Warfarin Sodium.....5mg	100's	Rs.600.00	No. Nil Dated 31-8-1999
	025196	Azoprine Tablets Each tablet contains:- Azathioprine.....50mg	Per Tab	Rs.11.60	-do-
	025197	Thyroxin Tablets Each tablet contains:- Thyroxine Sodium Anhydrous...50mcg	100's	Rs.6.89	-do-

CONDITIONS:-

- i) The drug(s) must be marketed within 6 months of receipt of this communication.
- ii) The Registration Number, Maximum Retail Price and other particulars shall be provided as per (Drugs Labelling & Packing) Rules, 1986.
- iii) Every drug shall be produced in sufficient quantity so as to ensure its regular and adequate supply in the market.
- iv) The manufacture of any drug shall not, without the prior approval of the Registration Board, be discontinued for a period which may result in its shortage.
- v) Colour Scheme of the labels/labelling should not resemble with any of the drug(s) which has/have already been registered.
- vi) One of the complete method of testing of the finished drug(s) (containing full details of all minor and major steps and protocols alongwith specification)(lower and upper limits) shall be submitted to the following institutions within a period of one months:-
  - (a) Chief Drugs Control & Research Division, National Institute of Health Islamabad.
  - (b) Director, Central Drug Laboratory, 7th Street, Defense Housing Society, Karachi.
  - (c) Director, Drugs Testing Laboratory, 1-Birdwood Road, Lahore.
  - (d) Director, Drugs Testing Laboratory, Sindh, Karachi.
  - (e) Director, Drugs Testing Laboratory, N.W.F.P, Peshawar.

118

No.F.3-1/2003-Reg.II(M-177)  
Government of Pakistan  
Ministry of Health  
\*\*\*\*\*

118


Islamabad, the 30 April, 2003.

M/s Global Pharmaceuticals,  
224, Street No.1, I-10/3. Industrial Area,  
Islamabad.

SUBJECT:- SHIFTING / CHANGE OF PREMISES.

Dear Sir,

I am directed to refer to your letter No. Nil dated 31-12-2002 on the subject noted above and to say that your request for shifting / change of premises from Plot No. 224, Street No.1, I-10/3 Industrial Area, Islamabad to Plot No. 204, 205 Kahuta Industrial Triangle, Islamabad for all registered products, and already approved products for toll manufacturing list attached has been acceded to by the Registration Board on the same terms and conditions..

  
30-04-03

Yours truly,

For Secretary Registration Board

70. Nafcin Tablet 500mg	025577
71. Nalbin Injection 10mg	016832
72. Nalbin Injection 20mg	016833
73. Nidopin Tablet.	028367
74. Norbac Injection 1g	025930
75. Norbac Injection 250mg	025928
76. Norbac Injection 500mg	025929
77. Nutran Tablet	021638
78. Ofloquin Tablet	020020
79. Olap Tablet	029531
80. Pathonil Injection 1g	024583
81. Pathonil Injection 250mg	024581
82. Pathonil Injection 500mg	024582
83. Pelton Injection 10mg/2ml	027298
84. Pelton Tablet	016836
85. Pelton-V Tablet	022328
86. Peridal Tablet 1mg	023861
87. Peridal Tablet 2mg	023862
88. Peridal Tablet 3mg	023863
89. Peridal Tablet 4mg	023864
90. Phusilan Cream	026991
91. Phusilan - H Cream	024081
92. Pipro Tablet 400mg	016835
93. Sporonil Injection 1g	025927
94. Sporonil Injection 250mg	025925
95. Sporonil Injection 500mg	025926
96. Stig Injection 0.5mg/ ml	024083
97. Stig Injection 2.5mg/ ml	026627
98. Sudofin Tablet	022326
99. Suxal Injection 2ml	026629
100. Thyroxin Tablet 50mcg	025197
101. Tizadin Tablet	028366
102. Tramacure Capsule	026986
103. Tramacure Injection 2ml	026987

023653

*Handwritten signature*  
U. W. W. W.

*Handwritten signature*

120

No. F.11-28/2005-Reg-II (North)  
Government of Pakistan  
Ministry of Health  
\*\*\*\*

Islamabad the 15<sup>th</sup> Sept., 2005

M/s. Global Pharmaceutical,  
Plot No. 204-205, Industrial Triangle  
Kahuta Road,  
Islamabad.

SUBJECT: Renewal /Re-registration of Drugs.

Dear Sir,

I am directed to refer to your letter No. Nil dated 06.09.2005 on the subject noted above and to convey the approval of the Chairman Registration Board for renewal / Re-registration of the following Life Saving Drugs at the same prices, terms and conditions: -

S. No	Name of Drugs	Reg. No.
1	Warfarin Tablet	O25195
2	Thyroxin Tablets	O25197

Yours truly,

(M. Akhtar Abbas Khan)  
Deputy Drugs Controller  
(Reg-II, North)

BY UMS

No.F.11-6/2007-RRR (Vol-I)

Government of Pakistan

Ministry of Health

\*\*\*\*\*

Islamabad, the 29<sup>#</sup>

July, 2008.

M/s Global Pharmaceuticals,  
Plot No.204 – 205, Industrial Triangle,  
Kahuta Road, Islamabad.

**SUBJECT:- RENEWAL OF REGISTRATION OF DRUGS.**

Please refer to your application for Renewal of Drugs mentioned below:-

<u>S. No.</u>	<u>Name of Drugs</u>	<u>Reg. No.</u>
1.	Econophen G Cream	016833
2.	Econophen Cream	016834
3.	Felxicom 20 Capsules 20mg	017457
4.	Syfenac 50 Tablets 50mg	017459
5.	Ofloquin Tablets 200mg	020020
6.	Femeg Tablets 50mg	020021
7.	Fadiphine Tablets 20mg	016830
8.	Fadiphine Tablets 40mg	016831
9.	Artinil – K Tablets 50mg	005982
10.	Pelton Tablets 10mg	016836
11.	Peflomed Tablets	016835
12.	Syfenac Tablets 75mg	020258*
13.	Fadiphine Tablets 10mg	020259
14.	Acidonil Tablets 150mg	024743
15.	Artinil-K Tablets 75mg	021634
16.	Aroxal Tablets 150mg	021635
17.	Aroxal Tablets 10mg	021637*
18.	Zordin Tablets 10mg	024806
19.	Mobicam Gel 25gm	024807
20.	Syfenac Injection 75mg	022843*
21.	G-Cap Tablets 50mg	022840*
22.	Aroxal Tablets 300mg	022837
23.	G-Sac Tablets 5mg	022838
24.	G-Cap Tablets 25mg	022839
25.	Fungicure Capsules 150mg	024808
26.	Fericard Tablets 50mg	025195
27.	Azoprine Tablets 50mg	025196
28.	Thyroxin Tablets 5mcg	025197
29.	Mikacin Injection 100mg	026628
30.	Citolin Injection	026632
31.	Lignocaine Injection 2ml	026984
32.	Rama-D Capsules 50mg	026986



78.	Pathicure Dry Suspension 125mg	030554
79.	Pathicure DS Dry Suspension 250mg	030555
80.	Pathicure Capsules 250mg	030560
81.	Pathicure Capsules 500mg	030561
82.	Maxophine Capsules 400mg	030562
83.	Myoron Capsules 4mg	030563
84.	Mecomax Capsules 500mcg	030564
85.	Levofin Tablets 250mg	030510
86.	Levofin Tablets 500mg	030511
87.	Gentaquin Injection 40mg	030537
88.	Gentaquin Injection 80mg	030538
89.	Basiclor Oral Drops 50mg	030558
90.	Basiclor Dry Suspension 125mg	030559
91.	Citolin 4ml Injection 1000mg	030541
92.	Basiclor Capsules 500mg	030565
93.	Mecomax Injection 500mcg	030200
94.	CitoPram Tablets 20mg	023860

Your application(s) is / are not in order. You are required to submit following documents / information:-

1. Last production of the batch of drug with date.
2. \*Letter of Change of Name (Reg. No.020258, 021637, 022840 & 022843)
3. Valid Copy of (DML) Drug Manufacturing Licence.

2. You are advised to submit the required documents as above immediately / within 15 days of this communication, failing which your application for Renewal of Registration shall not be entertained and the registration of drugs will not be renewed for further period.

  
 (Manzoor Ali Byzdar)  
 Deputy Drugs Controller (RRR) 29/7/08  
 Tele : No.9206037

Copy to :-

1. P.S. to Secy. (H).

124

No.F.1-8/2010 Reg-III  
Government of Pakistan  
Drugs Regulatory Agency of Pakistan  
Ministry of National Regulation & Service

\*\*\*\*\*

\*\*\*\*

Islamabad, the 24<sup>th</sup> October, 2012.


M/s. Global Pharmaceuticals (Pvt) Ltd.,  
Plot # 204-205, Industrial Triangle,  
Kahuta Road,  
Islamabad.

Subject: - CHANGE OF BRAND NAME.

I am directed to refer to your letter No. Nil, dated 14-06-2012 and 16-07-2012 on the subject cited above and to convey the approval of Chairman Drugs Registration Board regarding your request for the change of brand name of your following already registered products at the same price, terms and conditions as already approved.

S.No	Reg.No	Existing Brand Name & Composition	New Brand Name & Composition
1.	025197	Thyroxin Tablet 50mcg Each tablet contains:- Thyroxine Sodium Anhydrous.....50mcg	T4 Tablet 50mcg Each tablet contains:- Thyroxine Sodium Anhydrous.....50mcg
2.	025680	Digoxin Tablet Each tablet contains:- Digoxin.....0.25mg	Digitek Tablet Each tablet contains:- Digoxin.....0.25mg
3.	038139	Meropan 1g IV Injection Each vial contains:- Meropenem.....1gm	Merem 1g IV Injection Each vial contains:- Meropenem.....1gm
4.	038073	Meropan 500mg IV Injection Each vial contains:- Meropenem.....500mg	Merem 500mg IV Injection Each vial contains:- Meropenem.....500mg

2. You are advised to market the new brand name after the consumption / withdrawal of previous stock from the market.



(Babar Khan)

Deputy Drugs Controller (Reg-III)

125



**REGISTERED**

No.F. 9-1/2010- DDC(P)-Vol-II  
Government of Pakistan  
Drug Regulatory Authority of Pakistan  
Ministry of National Regulations & Services  
\*\*\*

Islamabad, the 11th December, 2012

M/s Global Pharmaceuticals (Pvt) Ltd,  
Plot# 204-205, Industrial Triangle,  
Kahuta Road,  
Islamabad.

**SUBJECT:- APPROVAL FOR ADDITIONAL PACK.**

Please refer to your request for additional pack of drug(s) mentioned in the table below. It is to convey you that the competent authority, under Section 12 of the Drugs Act, 1976 and the rules framed there under is pleased to approve the prices of additional pack of the following drug(s) with M.R.P as mentioned below. The terms and conditions will remain the same as for initially approved drug(s) at the time of registration and any other terms and conditions imposed thereafter by or on behalf of the Registration Board:-

S. No.	Reg.No.	Name of drug(s)/composition	Approved price/ pack size(s)
1.	025197	T4 Tablet 50mcg. Each tablet contains:- Thyroxine Sodium Anhydrous....50mcg	Rs.50.00/2x25's
2.	066339	G-Plex 40mg Syrup Each 15ml contains:- Iron Protein Succinylate equivalent to Elemental Iron ..... 40mg (Global's Specs.)	Rs:180.00/120ml

2. Sample(s) of these approved additional pack (s) should be sent soon to this office after production as an evidence of production and its availability, which is one of the conditions of registration.

(M. Abdul Chaffar)  
Deputy Drugs Controller (Pricing)



*Proud to be Pakistani*  
**Global Pharmaceuticals (Pvt.) Ltd.**

**PRODUCTION RECORD OF T-4 (THYROXINE) TABLETS**

**(Reg. No.025197)**

**(From June, 2010 To June, 2016)**

<b>For the Year 2010</b>		
<b>Batch No.</b>	<b>Quantity Produced</b>	<b>Pack Size</b>
10C205	8,320	100's
10F087	8,320	100's
10F088	12,319	100's
10F271	10,111	100's
10F272	12,220	100's
10F318	8,840	100's
10M082	7,800	100's
10M180	11,435	100's
10M081	12,202	100's
<b>For the Year 2011</b>		
11E204	11,580	100's
11F063	12,126	100's
11F064	4,562	100's
11H115	6,325	100's
11H116	11,187	100's
<b>For the Year 2012</b>		
12F146	5,041	100's
12G054	11,458	100's
12G122	11,185	100's
12H248	4,750	100's
12H250	3,640	100's
12H250	8,450	100's
12H251	6,760	100's
12H251	5,540	100's




127

*Proud to be Pakistani*  
**Global Pharmaceuticals (Pvt.) Ltd.**



12J083	7,800	100's
12J084	20,280	100's
12L130	10,000	100's
12L131	11,296	100's
12M157	16,536	100's
<b>For the Year 2012 (T4 Tablets)</b>		
12M288	45,572	2 x 25's
<b>For the Year 2013 (T4 Tablets)</b>		
13A110	16,997	100's
<b>For the Year 2014 (T4 Tablets)</b>		
14F416	11,927	100's
14F417	10,560	100's
14G216	10,560	100's
14G217	5,280	100's
14G348	10,560	100's
14G349	16,192	100's
14H166	14,888	100's
14H398	23,232	100's
14H399	24,825	100's
14J269	24,200	100's
14J352	23,756	100's
14J351	24,166	100's





# GlaxoSmithKline fined \$3bn after bribing doctors to increase drugs sales

Sales reps in the US encouraged to mis-sell antidepressants Paxil and Wellbutrin and asthma treatment Advair



GlaxoSmithKline has admitted to corporate misconduct in the US. Photograph: Toby Melville/Reuters

### Simon Neville

Tuesday 3 July 2012 17.19 BST First published on Tuesday 3 July 2012 17.19 BST

The pharmaceutical group [GlaxoSmithKline](#) has been fined \$3bn (£1.9bn) after admitting bribing doctors and encouraging the prescription of unsuitable antidepressants to children. Glaxo is also expected to admit failing to report safety problems with the diabetes drug Avandia in a district court in Boston on Thursday.

The company encouraged sales reps in the US to mis-sell three drugs to doctors and lavished hospitality and kickbacks on those who agreed to write extra prescriptions, including trips to resorts in Bermuda, Jamaica and California.

The company admitted corporate misconduct over the antidepressants Paxil and Wellbutrin and asthma drug Advair.

Psychiatrists and their partners were flown to five-star hotels, on all-expenses-paid trips where speakers, paid up to \$2,500 to attend, gave presentations on the drugs. They could enjoy diving, golf, fishing and other extra activities arranged by the company.

GSK also paid for articles on its drugs to appear in medical journals and "independent" doctors were hired by the company to promote the treatments, according to court documents.

Paxil – which was only approved for adults – was promoted as suitable for children and teenagers by the company despite trials that showed it was ineffective, according to prosecutors.

Children and teenagers are only treated with antidepressants in exceptional circumstances due to an increased risk of suicide.

GSK held eight lavish three-day events in 2000 and 2001 at hotels in Puerto Rico, Hawaii and Palm Springs, California, to promote the drug to doctors for unapproved use.

Those who attended were given \$750, free board and lodging and access to activities including snorkelling, golf, deep-sea fishing, rafting, glass-bottomed boat rides, hot-air balloon rides and, on one trip, a tour of the Bacardi rum distillery, all paid for by GSK.

Air fares were also covered for doctors and spouses, in most cases, and speakers at the event were paid \$2,500 each.

Before one event, the compere said: "We have a wonderful and unforgettable night planned. Without giving it all away, I can tell you – you'll be experiencing a taste of luxury."

Not everyone was impressed, though. One psychiatrist complained: "The style of the conference would have been suitable for a convention of cosmetics sales reps; this is supposed to be a scientific meeting. To me, the music, lights, videos, emcees are offputting and a distraction, even demeaning."

GSK also published an article in a medical journal that mis-stated the drug's safety for children, despite the journal asking several times to change the wording.

Copies of the misleading article were given to sales representatives to pass on to doctors in the hope that it would secure more business. Tickets to sports matches were exchanged for discussions about Paxil, with one doctor writing: "Dinner and a Yankee game with family. Talked about Paxil studies in children."

Despite knowing that three trials had failed to prove its effectiveness on children, Glaxo published a report entitled "Positioning Paxil in the adolescent depression market – getting a headstart".

The second drug to be mis-sold was Wellbutrin – another antidepressant aimed only at adults.

The prosecution said the company paid \$275,000 to Dr Drew Pinsky, who hosted a popular radio show, to promote the drug on his programme, in particular for unapproved uses – GSK claimed it could treat weight gain, sexual dysfunction, ADHD and bulimia.

Pinsky, who had not declared his GSK income to listeners, said Wellbutrin could give women 60 orgasms a night. A study of 25 people using the drug for eight weeks was pushed by a PR firm hired by GSK, generating headlines including "Bigger than Viagra? It sounds too good to be true: a drug to help you stop smoking, stay happy and lose weight" and "Now That is a Wonder Drug".

When a GSK-funded doctor refused to remove safety concerns about the drug from an article he was writing, GSK removed his funding.

The investigation also found that sales representatives set up "Operation Hustle" to promote the drug to doctors, including trips to Jamaica, Bermuda and one talk coinciding with the annual Boston Tall Ships flotilla. Speakers were paid up to \$2,500 for a one-hour presentation – up to three times a day – earning far more than they did working in their surgeries.

One speaker, Dr James Pradko, was paid nearly \$1.5m by GSK over three years to speak about the drug. He also produced a DVD funded by the company, which was claimed to be independent. It was shown more than 900 times to doctors.

The hope was that doctors would be persuaded to prescribe the drug to patients over its rivals.

The last drug under scrutiny was Advair, GSK's bestselling asthma treatment.

The drug was launched to sales representatives in Las Vegas using images of slot machines, emphasising the bonuses they could make through sales. At the event, the then chief executive, Jean-Pierre Garnier, said: "What is the number one reason why you should love to be a GSK sales rep? Advair's bonus plan. Yeah!"

The company pushed the drug as the ultimate answer for tackling asthma, saying it should be the drug of choice for treating all cases. However, it had been approved only for treating severe cases, as other drugs were more suitable for mild asthma. GSK published material calling mild asthma a "myth" in an attempt to boost sales, according to the prosecution.

About \$600,000 a year was given to district sales representatives for entertainment, including regular golf lessons, Nascar racing days, fishing trips, and baseball and basketball tickets.

US attorney Carmin Ortiz said: "The sales force bribed physicians to prescribe GSK products using every imaginable form of high-priced entertainment, from Hawaiian vacations [and] paying doctors millions of dollars to go on speaking tours, to tickets to Madonna concerts."

GSK chief executive Andrew Witty said: "Whilst these [matters] originate in a different era for the company, they cannot and will not be ignored. On behalf of GlaxoSmithKline I want to express our regret and reiterate that we have learnt from the mistakes that were made."

Despite the large fine, \$3bn is far less than the profits made from the drugs. Avandia has made \$10.4bn in sales, Paxil took \$11.6bn, and Wellbutrin sales were \$5.9bn during the years covered by the settlement, according to IMS Health, a data group that consults for drug makers.

**Since you're here ...**

---

[Edit](#)

[Watch this page](#)

# List of largest pharmaceutical settlements

Wikimedia list article

The following is a list of the 20 largest settlements reached between the [United States Department of Justice](#) and [pharmaceutical companies](#) from 1991 to 2012, ordered by the size of the total settlement. The settlement amount includes both the civil (False Claims Act) settlement and criminal fine. Glaxo's \$3 billion settlement included the largest civil, False Claims Act settlement on record,<sup>[1]</sup> and Pfizer's \$2.3 billion settlement including a record-breaking \$1.3 billion criminal fine.<sup>[2]</sup> Legal claims against the pharmaceutical industry have varied widely over the past two decades, including [Medicare and Medicaid fraud](#), [off-label](#) promotion, and inadequate manufacturing practices.<sup>[3][4]</sup> With respect to off-label promotion, specifically, a federal court recognized off-label promotion as a violation of the [False Claims Act](#) for the first time in [Franklin v. Parke-Davis](#), leading to a \$430 million settlement.<sup>[5]</sup>

Year	Company	Settlement	Violation(s)	Product(s)	Laws allegedly violated (if applicable)
2012	<a href="#">GlaxoSmithKline</a> <sup>[1]</sup>	\$3 billion (\$1B criminal, \$2B civil)	Criminal: Off-label promotion, failure to disclose safety data. Civil: paying kickbacks to physicians, making false and misleading statements concerning the safety of Avandia, reporting false best prices and underpaying rebates owed under the <a href="#">Medicaid Drug Rebate Program</a>	<a href="#">Avandia</a> , <a href="#">Wellbutrin</a> , <a href="#">Paxil</a> , <a href="#">Advair</a> , <a href="#">Lamictal</a> , <a href="#">Zofran</a> , <a href="#">Imitrex</a> , <a href="#">Lotronex</a> , <a href="#">Flovent</a> , <a href="#">Valtrex</a> ;	<a href="#">False Claims Act</a> / <a href="#">FDCA</a>



2009	<a href="#">Pfizer[2]</a>	\$2.3 billion	Off-label promotion/ <a href="#">kickbacks</a>	<a href="#">Bextra/Geodon/ Zyvox/Lyrica</a>	False Claims Act/FDCA
2013	<a href="#">Johnson &amp; Johnson[6]</a>	\$2.2 billion	Off-label promotion/ <a href="#">kickbacks</a>	<a href="#">Risperdal/Invega/ Nesiritide</a>	False Claims Act/FDCA
2012	<a href="#">Abbott Laboratories[7]</a>	\$1.5 billion	Off-label promotion	<a href="#">Depakote</a>	False Claims Act/FDCA
2009	<a href="#">Eli Lilly[8]</a>	\$1.4 billion	Off-label promotion	<a href="#">Zyprexa</a>	False Claims Act/FDCA
2001	<a href="#">TAP Pharmaceutical Products[9]</a>	\$875 million	<a href="#">Medicare fraud</a> /kickbacks	<a href="#">Lupron</a>	False Claims Act/ <a href="#">Prescription Drug Marketing Act</a>
2012	<a href="#">Amgen[10]</a>	\$762 million	Off-label promotion/kickbacks	<a href="#">Aranesp</a>	False Claims Act/FDCA
2010	<a href="#">GlaxoSmithKline[11]</a>	\$750 million	Poor manufacturing practices	<a href="#">Kytril/Bactroban/ Paxil CR/Avandamet</a>	False Claims Act/FDCA
2005	<a href="#">Serono[12]</a>	\$704 million	Off-label promotion/ kickbacks/ <a href="#">monopoly</a> practices	<a href="#">Serostim</a>	False Claims Act
2008	<a href="#">Merck[13]</a>	\$650 million	Medicare fraud/kickbacks	<a href="#">Zocor/Vioxx/Pepsid</a>	False Claims Act/ Medicaid Rebate Statute
2007	<a href="#">Purdue Pharma[14]</a>	\$601 million	Off-label promotion	<a href="#">Oxycontin</a>	False Claims Act
2010	<a href="#">Allergan[15]</a>	\$600 million	Off-label promotion	<a href="#">Botox</a>	False Claims Act/FDCA
2010	<a href="#">AstraZeneca[16]</a>	\$520 million	Off-label promotion/kickbacks	<a href="#">Seroquel</a>	False Claims Act
2007	<a href="#">Bristol-Myers Squibb[17]</a>	\$515 million	Off-label promotion/ kickbacks/Medicare fraud	<a href="#">Abilify/Serzone</a>	False Claims Act/FDCA
2002	<a href="#">Schering-Plough[18]</a>	\$500 million	Poor manufacturing practices	<a href="#">Claritin</a>	<a href="#">FDA Current Good</a>

					<a href="#">Manufacturing Practices</a>
2006	<a href="#">Mylan</a> <sup>[19]</sup>	\$465 million	Misclassification under the <a href="#">Medicaid Drug Rebate Program</a>	<a href="#">EpiPen</a> (epinephrine)	<a href="#">False Claims Act</a>
2006	<a href="#">Schering-Plough</a> <sup>[20]</sup>	\$435 million	Off-label promotion/kickbacks/Medicare fraud	<a href="#">Temodar/ Intron A/K-Dur/ Claritin RediTabs</a>	False Claims Act/FDCA
2004	<a href="#">Pfizer</a> <sup>[21]</sup>	\$430 million	Off-label promotion	<a href="#">Neurontin</a>	False Claims Act/FDCA
2008	<a href="#">Cephalon</a> <sup>[22]</sup>	\$425 million	Off-label promotion <sup>[23]</sup>	<a href="#">Actiq/Gabitril/Provigil</a>	False Claims Act/FDCA
2010	<a href="#">Novartis</a> <sup>[24]</sup>	\$423 million	Off-label promotion/kickbacks	<a href="#">Trileptal</a>	False Claims Act/FDCA
2003	<a href="#">AstraZeneca</a> <sup>[25]</sup>	\$355 million	Medicare fraud	<a href="#">Zoladex</a>	Prescription Drug Marketing Act
2004	<a href="#">Schering-Plough</a> <sup>[26]</sup>	\$345 million	Medicare fraud/kickbacks	<a href="#">Claritin</a>	False Claims Act/ Anti-Kickback Statute

## See also [Edit](#)

- [Pharmaceutical fraud](#)
- [List of off-label promotion pharmaceutical settlements](#)

## References [Edit](#)

1. <sup>^</sup> <sup>a</sup> <sup>b</sup> ["GlaxoSmithKline to Plead Guilty and Pay \\$3 Billion to Resolve Fraud Allegations and Failure to Report Safety Data"](#). *justice.gov*. 2 July 2012. Retrieved 25 August 2012.
2. <sup>^</sup> <sup>a</sup> <sup>b</sup> ["JUSTICE DEPARTMENT ANNOUNCES LARGEST HEALTH CARE FRAUD SETTLEMENT IN ITS HISTORY"](#) (PDF). *justice.gov*. 2 September 2009. Retrieved 25 August 2012.

3. [^ Almashat, S et al. \*Rapidly Increasing Criminal and Civil Monetary Penalties Against the Pharmaceutical Industry: 1991 – 2010\*. Public Citizen’s Health Research Group. December 16, 2010](#)
4. [^ Katie Thomas, Michael S. Schmidt \(2 July 2012\). \*"Glaxo Agrees to Pay \\$3 Billion in Fraud Settlement"\*. \*The New York Times\*. Retrieved 25 August 2012.](#)
5. [^ Lavoie, Denise \(5 December 2007\). \*"Drug Whistleblower Collects \\$24M"\*. \*cbsnews.com\*. Retrieved 25 August 2012.](#)
6. [^ \*"Johnson & Johnson to Pay More Than \\$2.2 Billion to Resolve Criminal and Civil Investigations"\*. \*justice.gov\*. 4 November 2013. Retrieved 5 March 2015.](#)
7. [^ \*"Abbott Labs to Pay \\$1.5 Billion to Resolve Criminal & Civil Investigations of Off-label Promotion of Depakote"\*. \*justice.gov\*. 7 May 2012. Retrieved 25 August 2012.](#)
8. [^ \*"Eli Lilly and Company Agrees to Pay \\$1.415 Billion to Resolve Allegations of Off-label Promotion of Zyprexa"\*. \*justice.gov\*. 15 January 2009. Retrieved 25 August 2012.](#)
9. [^ \*"TAP PHARMACEUTICAL PRODUCTS INC.AND SEVEN OTHERS CHARGED WITH HEALTH CARE CRIMES;COMPANY AGREES TO PAY \\$875 MILLION TO SETTLE CHARGES"\*. \*justice.gov\*. 3 October 2001. Retrieved 25 August 2012.](#)
10. [^ \*"Amgen Inc. Pleads Guilty to Federal Charge in Brooklyn, NY.; Pays \\$762 Million to Resolve Criminal Liability and False Claims Act Allegations"\*. \*justice.gov\*. 19 December 2012. Retrieved 20 December 2012.](#)
11. [^ \*"GlaxoSmithKline to Plead Guilty & Pay \\$750 Million to Resolve Criminal and Civil Liability Regarding Manufacturing Deficiencies at Puerto Rico Plant"\*. \*justice.gov\*. 26 October 2010. Retrieved 25 August 2012.](#)
12. [^ \*"SERONO TO PAY \\$704 MILLION FOR THE ILLEGAL MARKETING OF AIDS DRUG"\*. \*justice.gov\*. 17 October 2005. Retrieved 25 August 2012.](#)
13. [^ \*"Merck to Pay More than \\$650 Million to Resolve Claims of Fraudulent Price Reporting and Kickbacks"\*. \*justice.gov\*. 7 February 2008. Retrieved 25 August 2012.](#)
14. [^ \*"Office of the Deputy Attorney General"\* \(PDF\). \*justice.gov\*. 7 November 2008. Retrieved 25 August 2012.](#)
15. [^ \*"Allergan Agrees to Plead Guilty and Pay \\$600 Million to Resolve Allegations of Off-Label Promotion of Botox®"\*. \*justice.gov\*. 1 September 2010. Retrieved 25 August 2012.](#)
16. [^ \*"Pharmaceutical Giant AstraZeneca to Pay \\$520 Million for Off-label Drug Marketing"\*. \*justice.gov\*. 27 April 2010. Retrieved 25 August 2012.](#)
17. [^ \*"Bristol-Myers Squibb to Pay More Than \\$515 Million to Resolve Allegations of Illegal Drug Marketing and Pricing"\*. \*justice.gov\*. 28 September 2007. Retrieved 25 August 2012.](#)
18. [^ \*"\\$500 million fine for Schering-Plough"\*. \*The Philadelphia Inquirer\*. 18 May 2002. Retrieved 25 August 2012.](#)
19. [^ Mole, Beth \(October 7, 2016\). \*"For ripping off Medicaid, EpiPen maker Mylan pays Feds \\$465 million"\*. \*Ars Technica\*. Retrieved December 3, 2016.](#)
20. [^ \*"SCHERING TO PAY \\$435 MILLION FOR THE IMPROPER MARKETING OF DRUGS AND MEDICAID FRAUD"\*\(PDF\). \*justice.gov\*. 29 August 2006. Retrieved 25 August 2012.](#)

21. [^ "Franklin v. Parke-Davis: First Off-Label Case Under False Claims Act"](#). *greenellp.com*. Retrieved 25 August 2012.
22. [^ "September 29 2008" \(PDF\)](#). *quitam-lawyer.com*. 29 September 2008. Retrieved 25 August 2012.
23. [^ "Cephalon pays \\$425 million to settle whistleblower off-label marketing case"](#), Phillips & Cohen LLP Press Release, September 29, 2008.
24. [^ "Novartis Pharmaceuticals Corporation, a US subsidiary of Novartis AG, reaches settlement agreement with US Attorney's Office"](#). *novartis.com*. 30 September 2010. Retrieved 25 August 2012.
25. [^ Petersen, Melody \(21 June 2003\). "AstraZeneca Pleads Guilty In Cancer Medicine Scheme"](#). *nytimes.com*. Retrieved 25 August 2012.
26. [^ "SCHERING-PLOUGH TO PAY \\$345 MILLION TO RESOLVE CRIMINAL AND CIVIL LIABILITIES FOR ILLEGAL MARKETING OF CLARITIN"](#). *justice.gov*. 30 July 2004. Retrieved 25 August 2012.

Last edited 28 days ago by [Bender the Bot](#)

---

Content is available under [CC BY-SA 3.0](#) unless otherwise noted.

- [Terms of Use](#)
- [Privacy](#)
- [Desktop](#)

# GlaxoSmithKline to Pay \$20 Million to Settle SEC Bribery Probe

SEC claimed drugmaker's Chinese subsidiaries engaged in bribery schemes to increase sales  
By

**EZEQUIEL MINAYA**

Sept. 30, 2016 4:45 p.m. ET

GlaxoSmithKline PLC agreed to pay \$20 million to settle charges that the drugmaker's Chinese subsidiaries engaged in bribery schemes to increase sales in the Asian country, the Securities and Exchange Commission said Friday.

## Exclusive: GSK faces new corruption allegations, this time in Romania

By [Ben Hirschler](#) | LONDON

Drugmaker GlaxoSmithKline, which was fined a record 3 billion yuan (\$483 million) for corruption in China last year and is examining possible staff misconduct elsewhere, faces new allegations of bribery in Romania.

GSK confirmed it was looking into the latest claims of improper payments set out in a whistleblower's email sent to its top management on Monday. A copy of the email was seen by Reuters.

The company is already probing alleged bribery in Poland, the United Arab Emirates, Lebanon, Jordan, Syria and Iraq.

The latest allegations say GSK paid Romanian doctors hundreds, and in one cases thousands, of euros between 2009 and 2012 for prescribing its medicines, including prostate treatments Avodart and Duodart and Parkinson's disease drug Requip.

According to the email, the doctors were notionally paid for speaking engagements, but in three out of six cases, including the most highly paid one, they did not give any speech. The other three medics gave only one speech each, despite receiving multiple payments.

GSK also provided doctors with many international trips and made payments to them under the guise of participation in advisory boards, the email said.



The company said it would look "very thoroughly" into the claims, which cover a period before its pledge in December 2013 to stop paying doctors to speak on its behalf or to attend international conferences.

"We do receive letters of this sort from time to time. We welcome and support the opportunity for people to speak up if they have any concerns," GSK said in a statement. "Sometimes we do find things and we act on it; sometimes our findings do not substantiate the matters being raised."

#### ALSO IN BUSINESS NEWS

- [Unilever prepares 6 billion pound sale of food brands: newspapers](#)
- 
- [VW CEO offices searched in Audi investigation: Bild am Sonntag](#)

The China scandal, which involved alleged bribes totaling hundreds of millions of dollars, hit GSK's sales in the country, although Chief Executive Andrew Witty, reporting quarterly results on Wednesday, said its Chinese business was stabilizing.

The sender of the Romania email said its contents would be passed on to the U.S. Department of Justice and the Securities and Exchange Commission (SEC), which are investigating GSK for possible breaches of the Foreign Corrupt Practices Act.

An SEC program provides cash incentives for whistleblowers to report corporate malpractice.

(Editing by Jane Barrett and David Holmes)

# GlaxoSmithKline fined \$490m by China for bribery

- 19 September 2014
- From the section [Business](#)  
[Share](#)



AFP

Image copyright AFP Image caption GSK is

one of the world's biggest drug producers but has come under scrutiny in China

**China has fined UK pharmaceuticals firm GlaxoSmithKline \$490m (£297m) after a court found it guilty of bribery.**

The record penalty follows allegations the drug giant paid out bribes to doctors and hospitals in order to have their products promoted.

The court gave GSK's former head of Chinese operations, Mark Reilly, a suspended three-year prison sentence and he is set to be deported.

Other GSK executives have also been given suspended jail sentences.

The guilty verdict was delivered after a one-day trial at a court in Changsha, according to the Xinhua news agency.

Chinese authorities first announced they were investigating GSK in July last year, in what has become the biggest corruption scandal to hit a foreign firm in years. The company was accused of having made an estimated \$150m in illegal profits

GSK said it had "published a statement of apology to the Chinese government and its people".

"Reaching a conclusion in the investigation of our Chinese business is important, but this has been a deeply disappointing matter for GSK," said chief executive Sir Andrew Witty **in a statement**.

"We have and will continue to learn from this. GSK has been in China for close to a hundred years and we remain fully committed to the country and its people," he said.

"We will also continue to invest directly in the country to support the government's health care reform agenda and long-term plans for economic growth."

Mick Cooper, analyst at Edison Investment Research in London, said: "GlaxoSmithKline will hope that this will draw a line under events in China, but it will take time for its Chinese commercial operations to recover."

---

## **Analysis: Carrie Gracie, BBC China editor**

This is a humiliating outcome for one of Britain's biggest companies: pleading guilty to systematic bribery, facing the biggest fine in Chinese history and making an abject apology to the Chinese government and people.

But after a case lasting more than a year, there was no easy way out for GSK, and at least now, it can start to rebuild its battered brand in China.

Today GSK said it had learned its lessons, and one of those is clearly that foreign companies need to keep a close eye on China's fast changing political and regulatory weather if they are to prosper, or even survive, in this promising but perilous market.

