

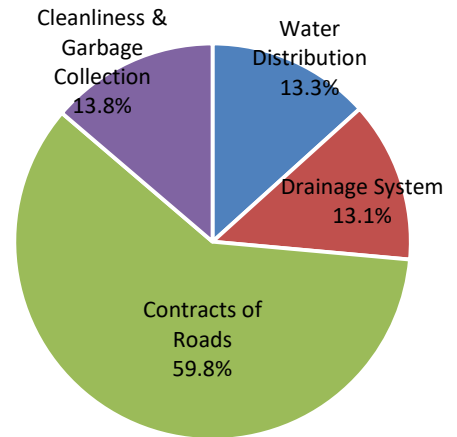
# NCPS 2021 RESULTS

Q1: According to you, which public service delivery has the most corruption:

1. Water Distribution
2. Drainage System
3. Contracts of Roads
4. Cleanliness and Garbage Collection

**Table 2: Q1**

	Frequency	Percent
Water Distribution	213	13.3
Drainage System	210	13.1
Contracts of Roads	957	59.8
Cleanliness and Garbage Collection	220	13.8
Total	1600	100.0

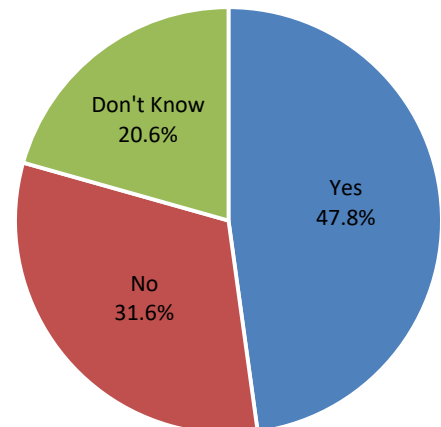


Q2: If elected representatives of local government had been present during COVID 19, awareness campaign against COVID19 would have been more effective:

1. Yes
2. No

**Table 3: Q2**

	Frequency	Percent
Yes	765	47.8
No	505	31.6
Don't Know	330	20.6
Total	1600	100.0

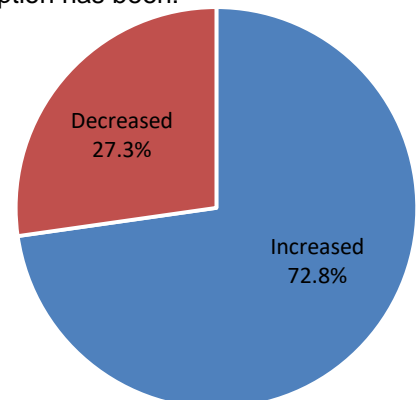


Q3: In your opinion, in the absence of local government system, corruption has been:

1. Increased
2. Decreased

**Table 4: Q3**

	Frequency	Percent
Increased	1164	72.8
Decreased	436	27.3
Total	1600	100.0

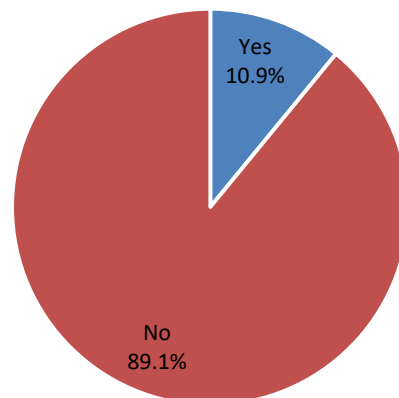


Q4: Did any government servant take bribe from you during COVID19 In the name of aid?

1. Yes
2. No

**Table 5: Q4**

	Frequency	Percent
Yes	175	10.9
No	1425	89.1
Total	1600	100.0

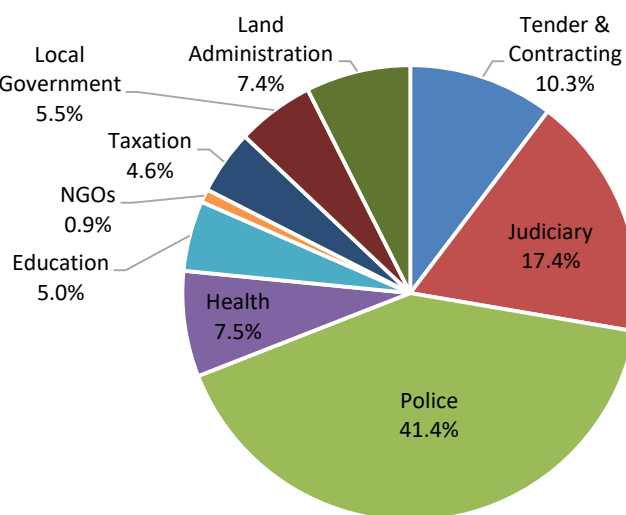


Q5: In your opinion, which is the most corrupt sector?

1. Tender & Contracting
2. Judiciary
3. Police
4. Health
5. Education
6. NGOs
7. Taxation
8. Local Government
9. Land Administration

**Table 6: Q5**

Rank		Frequency	Percent
1	Police	662	41.4
2	Judiciary	278	17.4
3	Tender & Contracting	165	10.3
4	Health	120	7.5
5	Land Administration	119	7.4
6	Local Government	88	5.5
7	Education	80	5.0
8	Taxation	73	4.6
9	NGOs	15	.9
	Total	1600	100.0

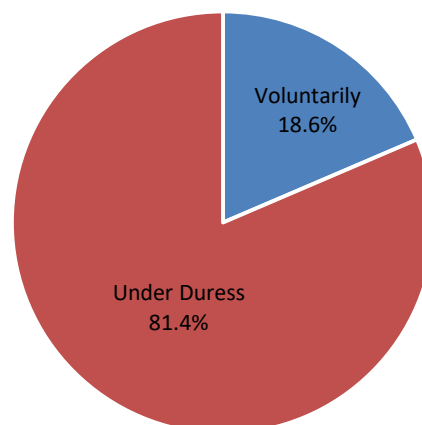


Q6: People pay bribe

1. Voluntarily
2. Under Duress

**Table 7: Q6**

	Frequency	Percent
Voluntary	297	18.6
Under Duress	1303	81.4
Total	1600	100.0

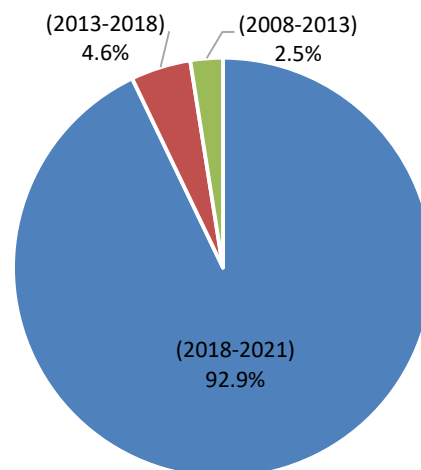


Q7: In your opinion, which period of government has the highest inflation:

1. 2018 to 2021
2. 2013 to 2018
3. 2008 to 2013

**Table 8: Q7**

	Frequency	Percent
2018 to 2021	1486	92.9
2013 to 2018	74	4.6
2008 to 2013	40	2.5
Total	1600	100.0

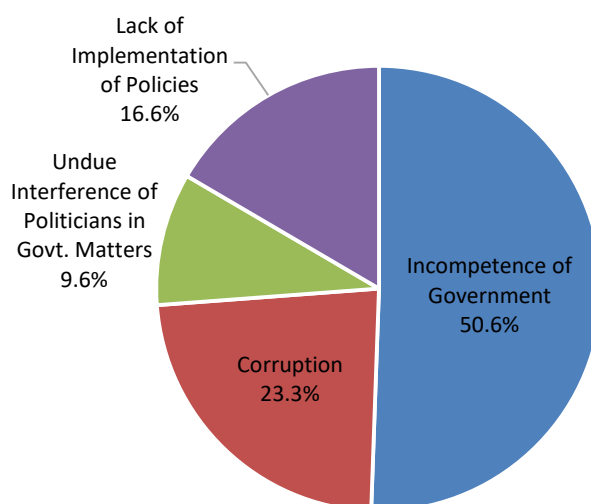


Q8: In your opinion, which is the main reason behind increasing inflation and unemployment?

1. Incompetence of Government
2. Corruption
3. Undue Interference of Politicians in Govt. matters
4. Lack of Implementation of Policies

**Table 9: Q8**

	Frequency	Percent
Incompetence of Government	809	50.6
Corruption	372	23.3
Undue Interference of Politicians in Govt. matters	154	9.6
Lack of Implementation of Policies	265	16.6
Total	1600	100.0

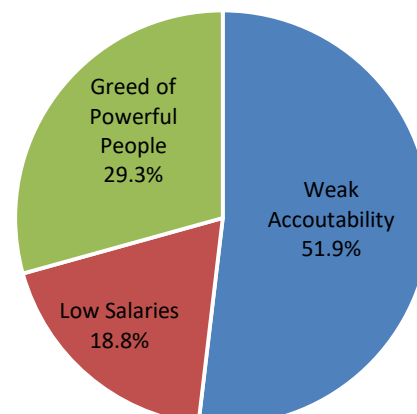


Q9: In your opinion, which is the main reason of corruption in Pakistan?

1. Weak Accountability
2. Low Salaries
3. Greed of Powerful people

**Table 10: Q9**

	Frequency	Percent
Weak Accountability	830	51.9
Low Salaries	301	18.8
Greed of Powerful people	469	29.3
Total	1600	100.0

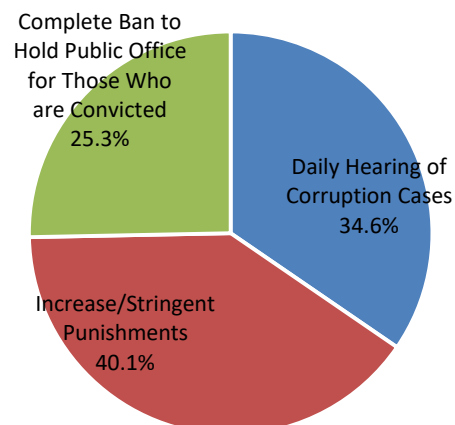


Q10: In order to curb corruption, what should the government immediately do:

1. Daily Hearing of Corruption Cases
2. Increase/Stringent Punishments
3. Complete banned to hold public office for those who are convicted

**Table 11: Q10**

	Frequency	Percent
Daily Hearing of Corruption Cases	553	34.6
Increase/Stringent Punishments	642	40.1
Complete banned to hold public office for those who are convicted	405	25.3
Total	1600	100.0

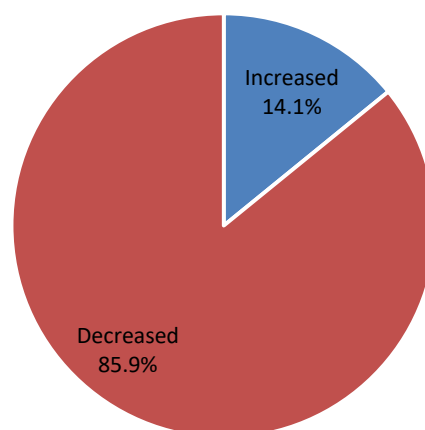


Q11: In the last three years, your income is:

1. Increased
2. Decreased

**Table 12.Q11**

	Frequency	Percent
Increased	226	14.1
Decreased	1374	85.9
Total	1600	100.0

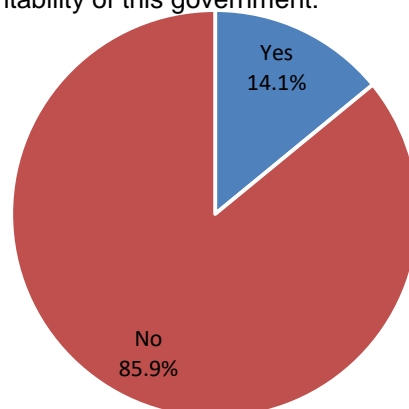


Q12: During the last three years, are you satisfied with the self-accountability of this government:

1. Yes
2. No

**Table 13.Q12**

	Frequency	Percent
Yes	225	14.1
No	1375	85.9
Total	1600	100.0



Q13: In your opinion the process of accountability is

1. Biased
2. Unbiased

**Table 14: Q13**

	Frequency	Percent
Biased	1069	66.8
Unbiased	531	33.2
Total	1600	100.0

